CITY OF RIVERSIDE COUNCIL MEETING AGENDA

RIVERSIDE CITY HALL COUNCIL CHAMBERS

60 N GREENE STREET

Monday, April 17rd, 2017 at 6:30 p.m.

6:30 PM – Regular City Council Meeting

NOTICE TO THE PUBLIC:

This is a meeting of the City Council to conduct the regular business of the City. Every item on the agenda is an item of discussion and action if needed.

CALL MEETING TO ORDER: Mayor Schneider

- Pledge of Allegiance
- Roll Call

APPROVAL OF AGENDA:

1. Approve Consent Agenda

1a) Minutes from 04-03-17
1b) Expenditures 04-17-17

2. Committee Reports:

3. Citizens Comments:

This time is for items NOT on the agenda. Please notify the City Clerk if you wish to comment on an agenda item and you will be recognized when that item comes up. When citizens are recognized to speak, please approach the podium, spell your first and last name before proceeding. Citizens should refrain from addressing individual Council Members and should not expect a response to any questions. Time is limited to 3 minutes.

4. MMS Consultants

A.) Washburn & 2nd Streets Improvements Project"

1.) Cost Share Agreements for Parking pg7
2.) Preconstruction Meeting Recap & Timeline
3.) Light Poles for Street Lights (Work Session 04/24)
4.) Changes in ADA Wall
5.) Tree Removal – Gingko Tree
6.) Highway 22 Core Samples

B.) Hall Park Drainage Issues

1.) TOPO Study of Hall Park Area pg17
2.) Tree Removal & Garage/Concrete Removal
3.) Extra Dirt from Street Project

C. Ron Sweeting Drainage
   1.) Iowa Geological Survey Map
   2.) Cost of work done by MMS
   3.) Action moving forward

pg 22

D. Ella Street
   1.) Plantings around drop boxes
   2.) Tree replacement at Byers
   3.) Mail Boxes

5. Solar Panels at Water and Wastewater Facilities

6. PeopleService Monthly Report – Bill Stukey pg 29

7. Quilt Block Installation – Electrical Price Quotes

8. Street Repairs & Maintenance – LL Pelling Price Quotes pg 36

9. Res #041717-01 "Washington County Communication Contract for FY 17-18" pg 45

10. Res #041717-02 "Waive the Right to Review Plat – Cedar Bay 2nd Subdivision" pg 46

11. Res #041717-03 "Set date for Public Hearing – Sell Cherry Lane Lot #9" pg 50

12. Senior Dining Update pg 52

13. Altorfer Annual Maintenance Contract for Generators pg 69

14. Dog Park pg 73

15. Social Media

16. Closing Comments
   - City Staff Comments
   - City Council Comments & Requests for Information

17. Adjourn Council Meeting

Approved: _____ Date: _____
Allen Schneider, Mayor

RIVERSIDE CITY COUNCIL MEETING; April 3, 2017

The Riverside City Council meeting opened at 6:33 pm in City Hall with Mayor Allen Schneider requesting roll call. Council members present were: Bob Schneider Jr., Jeanine Redlinger, Tom Sexton, Rob Weber, and Ralph Schnoebelen.

Motion by Schnoebelen to approve agenda. Second by Schneider, passed 5-0.

Schnoebelen moved to approve minutes from March 20th and the expenditures. Second by Sexton, passed 5-0.

Schneider moved to pass Resolution # 040317-01 State Audit Services for FY 16-17 not to exceed $8000. Second by Schnoebelen, passed 5-0.

Sexton moved to pass Resolution #040317-02 WCRF City Grant for Highway 22 Street Scape with changes to question #30, as discussed, in the amount of $850,000.00. Second by Schnoebelen, passed 5-0.

Barn Quilt Block installation was tabled for clarification on bid, and electrical hook-up bid.

Duder water bill was discussed. Schneider moved to leave bill as is. Second by Sexton, passed 4-1, Weber opposed.

Doug Witzengurg of Alliant Energy was in attendance to answer Council questions on Cherry Lane Development, and LED street lights.

Schnoebelen moved to pass Resolution #040317-03 Street Light placement on Cherry Lane. Second by Weber, passed 5-0.

Glen Meisner, MMS Consultants, presented off street parking costs for Sordon's Funeral Home and Trinity Methodist Church. He will present cost share proposals to them.

Project bids for the Washburn & 2nd Street project were reviewed by council.

Schneider moved to accept bid from Terracon to do core samples on Hwy 22 in the amount of $2325.00. Second by Redlinger, passed 5-0

Council discussed drainage issues at Hall Park. Schneider moved to have MMS do a TOPO study of the area. Second by Schnoebelen, passed 4-1, Sexton opposed.

Meisner presented options for the next City development of the street north of Cherry Lane, lot recommendations, and the "Safe Route to School" placement.

Sexton moved to pass Resolution #040317-04 Awarding the Construction Project for 2nd Street and Washburn to Dave Schmitt Construction in the amount of $1,322,934.63. Second by Weber, passed 5-0.

Final changes were made to the Building Permit Applications. Weber moved to pass Resolution #040317-05 Building Permits, with the agreed changes. Second by Sexton, passed 5-0.

Sexton moved to hire Simply Trees of Kalona for city limb pick-up on the first Wednesday in April, May, and October at $100/hour. Second by Weber, passed 5-0.

Street maintenance bids were received from L.L. Pelling. Schneider and Sexton will review bids with Lenz, with recommendations for the next council meeting.

Schneider moved to pass Resolution 040317-06 Purchase new mower from Schnoebelen Inc. for $7950.00. Second by Weber, passed 4-0, Schnoebelen abstained.

Council members signed letters to Mr. Hinson and other Washington County Cities. Clerk will mail out copies to City Councils.

Staff Comments; Lenz informed Council that bathrooms are open in the parks.

Council Comments; Schneider asked about City liability on the fire damaged building. Mayor will contact owner. Weber inquired about the status of Sr. Dining, and the progress in establishing a dog park. Schnoebelen asked for more information on the Economic Development Conference.

Redlinger moved to adjourn at 9:14 pm. Second by Sexton, passed 5-0.

Full content of Council Meetings can be viewed on the City Web Site; www.cityofriversideiowa.com

Council Meeting – Monday, April 17, 2017 at 6:30 pm

ATTEST:

Lory Young; City Clerk

Allen Schneider; Mayor

EXPENDITURES 4-17-17					
COUNCIL MEETING					
	UNPAID BILLS				
BUSINESS RADIO	RVFD	001-5-150-6356	$ 65.00		
CPR SERVICES	RE-CERTIFICATION	001-5-150-6354	$ 1,336.00		
ECICOG	CODIFICATION/ZONING	001-5-650-6499	$ 1,909.00		
FELD FIRE	HELMET	001-5-150-6356	$ 304.00		
FERGUSON WATERWORKS	FIXED BASES METERS	301-5-750-6791	$ 41,460.00		
FIRE SERVICE TRAINING	6 RVFD TRAINING	001-5-150-6354	$ 530.00		
FISHER INSURANCE	ANNUAL POLICY RENEWAL	001-5-430-6400	$ 50,755.00		
INTERNATIONAL CODE COUNCIL	MEMBERSHIP RENEWAL	001-5-650-6210	$ 230.00		
IOWA 1 CALL	LOCATES	600-5-810-6507	$ 9.90		
IOWA 1 CALL	LOCATES	610-5-815-6507	$ 9.90	$ 19.80	
IOWA PAPER INC	PARKS	001-5-430-6325	$ 177.81		
IOWA SOLUTIONS	CITY E-MAIL	001-5-650-6497	$ 100.00		
ITECH	APRIL MAINTENANCE	001-5-650-6497	$ 155.00		
ITECH	APC BACK-UP	001-5-650-6506	$ 79.99	$ 234.99	
J&S PLUMBING	RVFD	001-5-1450-6310	$ 148.50		
JIMS SMALL ENGINE	PARKS	001-5-430-6504	$ 394.52		
JOHNSON COUNTY REFUSE	APRIL SERVICE	670-5-840-6499	$ 1,719.50		
KALONA AUTO	SHOP	001-5-210-6372	$ 29.78		
KALONA AUTO	RVFD	001-5-150-6352	$ 55.44	$ 85.22	
KALONA NEWS	MARCH PUBLISH	001-5-650-6402	$ 522.20		
KALONA NEWS	RVFD	001-5-150-6370	$ 60.00	$ 582.20	
KOCH BROTHERS	COPIES	001-5-650-6496	$ 616.45		
KUENSTER PLUMBING	CITY HALL	001-5-650-6310	$ 75.00		
LAROCHE, BECKY	MILEAGE-WASHINGTON	001-5-650-6240	$ 19.44		
LENZ, BRYAN	SHOP	001-5-210-6372	$ 55.00		
MENARDS	PARKS	001-5-430-6325	$ 219.47		
MIDWEST FRAME	FRONT TIRE TUBES #163 RVFD	001-5-150-6352	$ 36.23		
MMS	GENERAL ENGINEERING	600-5-810-6407	$ 789.40		
MMS	SHELTER	301-5-750-6788	$ 60.50		
MMS	SWEETING DRAINAGE	600-5-810-6407	$ 2,538.17		
MMS	3027 HWY 22	600-5-810-6407	$ 121.00		
MMS	2ND ST & WASHBURN	301-5-750-6781	$ 74,617.47	$ 78,126.54	
OFFICE EXPRESS	OFFICE SUPPLY	001-5-650-6506	$ 237.26		
PAWS AND MORE	1ST QTR. CONTRIBUTION	001-5-190-6413	$ 126.00		
PYRAMID SERVICES	PARKS	001-5-430-6504	$ 62.60		
REC	SIGN	001-5-430-6371	$ 104.58		
REC	SEWER EXPENSE	610-5-815-6371	$ 4,260.40		
REC	SHOP	001-5-210-6371	$ 39.82		
REC	WATER PLANT	600-5-810-6371	$ 3,369.10		
REC	CASINO LIFT	610-5-815-6371	$ 289.40		
REC	TRAFIC LIGHT	001-5-230-6371	$ 146.53	$ 8,209.83	
RIVERSIDE TRAVEL MART	RVFD FUEL	001-5-150-6350	$ 437.44		
SCHNOEBELEN INC.	MOWER REPAIRS	001-5-430-6504	$ 104.17		
STANDARD PEST	APRIL SERVICE	001-5-650-6310	$ 40.00		
STANDARD PEST	APRIL SERVICE	001-5-150-6310	$ 20.00	$ 60.00	
STOREY KENWORTHY	WATER BILLS	001-5-650-6506	$ 693.00		
VISA	USTREAM	001-5-650-6497	$ 99.00		
VISA	RVFD 2/TIRES #163	001-5-150-6352	$ 407.82		
VISA	OFFICE	001-5-650-6506	$ 7.88	$ 514.70	
	TOTAL UNPAID BILLS		$ 189,644.67		
	PAID BILLS				
SCHNOEBELEN INC	COBALT MOWER	001-5-430-6504	$ 7,950.00		
	TOTAL EXPENDITURES		$ 197,594.67		
MARCH 2017 REVENUES & EXPENSES:		REVENUES	EXPENSES		
GENERAL FUND		$ 23,565.10	$ 23,304.33		
ROAD USE TAX FUND		$ 9,786.82	$ 1,488.35		
LOCAL OPTION SALES TAX		$ 7,283.66	$ -		
CASINO REVENUE RUND		$ 147,822.40	$ 8,257.00		
CAPITAL PROJECTS FUND		$ 45,000.00	$ 109,711.26		
WATER FUND		$ 31,163.23	$ 21,037.73		
SEWER FUND		$ 28,601.71	$ 17,885.37		
GARBAGE/LANDFILL FUND		$ 2,000.84	$ 1,719.50		
STORM WATER FUND		$ 1,576.12	$ -		
TOTAL		$ 296,799.88	$ 183,403.54		

CITY OF RIVERSIDE

MTD TREASURERS REPORT

AS OF: MARCH 31ST, 2017

ND	BEGINNING CASH BALANCE	M-T-D REVENUES	M-T-D EXPENSES	CASH BASIS BALANCE	NET CHANGE OTHER ASSETS	NET CHANGE LIABILITIES	ACCRUAL ENDING CASH BALANCE
01-GENERAL FUND	1,904,565.32	23,565.10	23,304.33	1,904,826.09	(1,063.37)	(134.75)	1,905,754.71
10-ROAD USE TAX	405,496.97	9,786.82	1,488.35	413,795.44	0.00	0.00	413,795.44
21-LOCAL OPTION SALES TAX	301,400.18	7,283.66	0.00	308,683.84	0.00	0.00	308,683.84
25-TIF	0.00	0.00	0.00	0.00	0.00	0.00	0.00
45-CASINO REVENUE FUND	1,538,521.45	147,822.40	8,257.00	1,678,086.85	0.00	0.00	1,678,086.85
00-DEBT SERVICE	0.00	0.00	0.00	0.00	0.00	0.00	0.00
01-CAPITAL PROJECTS	(129,442.16)	45,000.00	109,711.26	(194,153.42)	0.00	0.00	(194,153.42)
00-WATER FUND	771,449.76	31,163.23	21,037.73	781,575.26	0.00	88.28	781,663.54
10-SEWER FUND	209,230.27	28,601.71	17,885.37	219,946.61	0.00	88.28	220,034.89
70-LANDFILL/GARBAGE	7,226.30	2,000.84	1,719.50	7,507.64	0.00	0.00	7,507.64
80-STORM WATER	28,483.29	1,576.12	0.00	30,059.41	0.00	0.00	30,059.41
AND TOTAL	5,036,931.38	296,799.88	183,403.54	5,150,327.72	(1,063.37)	41.81	5,151,432.90

*** END OF REPORT ***

CITY OF RIVERSIDE

POOLED CASH REPORT (FUND 999)

AS OF: MARCH 31ST, 2017

FUND ACCOUNT# ACCOUNT NAME	BEGINNING BALANCE	CURRENT ACTIVITY	CURRENT BALANCE
CLAIM ON CASH			
001-1110 CHECKING ACCT-GENERAL FUND	1,904,565.32	1,189.39	1,905,754.71
110-1110 CHECKING ACCT-ROAD USE TAX	405,496.97	8,298.47	413,795.44
121-1110 CHECKING ACCT-LOST	301,400.18	7,283.66	308,683.84
125-1110 CHECKING ACCT-TIF	0.00	0.00	0.00
145-1110 CHECKING ACCT-CASINO REVENUE	1,538,521.45	139,565.40	1,678,086.85
200-1110 CHECKING ACCT-DEBT SERVICE	0.00	0.00	0.00
301-1110 CHECKING ACCT-CAP PROJECTS	(129,442.16)	(64,711.26)	(194,153.42)
600-1110 CHECKING ACCT-WATER	771,449.76	10,213.78	781,663.54
610-1110 CHECKING ACCT-SEWER	209,230.27	10,804.62	220,034.89
670-1110 CHECKING ACCT-GARBAGE	7,226.30	281.34	7,507.64
680-1110 CHECKING ACCT-STORM WATER	28,483.29	1,576.12	30,059.41
TOTAL CLAIM ON CASH	5,036,931.38	114,501.52	5,151,432.90
CASH IN BANK - POOLED CASH			
999-1110 CASH IN BANK	1,551,621.54	102,829.55	1,654,451.09
999-1112 PEOPLES BANK MONEY MARKET	2,083,413.13	1,504.05	2,084,917.18
999-1114 HILLS BANK	845,464.62	10,156.90	855,621.52
999-1115 CB FUND	15,264.77	11.02	15,275.79
999-1116 COMMUNITY BUILDING CD #18936	274,720.78	0.00	274,720.78
999-1117 COMMUNITY BUILDING CD#18975	266,446.54	0.00	266,446.54
SUBTOTAL CASH IN BANK - POOLED CASH	5,036,931.38	114,501.52	5,151,432.90
WAGES PAYABLE			
999-2010 WAGES PAYABLE	0.00	0.00	0.00
SUBTOTAL WAGES PAYABLE	0.00	0.00	0.00
TOTAL CASH IN BANK - POOLED CASH	5,036,931.38	114,501.52	5,151,432.90
DUE TO OTHER FUNDS - POOLED CASH			
999-2100 DUE TO OTHER FUNDS	5,036,931.38	114,501.52	5,151,432.90
TOTAL DUE TO OTHER FUNDS	5,036,931.38	114,501.52	5,151,432.90

CITY OF RIVERSIDE

POOLED CASH REPORT (FUND 999)

AS OF: MARCH 31ST, 2017

FUND ACCOUNT#	ACCOUNT NAME	BEGINNING BALANCE	CURRENT ACTIVITY	CURRENT BALANCE
DUE TO POOLED CASH				
001-2020	ACCOUNTS PAYABLE	0.00	0.00	0.00
110-2020	ACCOUNTS PAYABLE	0.00	0.00	0.00
121-2020	ACCOUNTS PAYABLE	0.00	0.00	0.00
125-2020	ACCOUNTS PAYABLE	0.00	0.00	0.00
145-2020	ACCOUNTS PAYABLE	0.00	0.00	0.00
200-2020	ACCOUNTS PAYABLE	0.00	0.00	0.00
301-2020	ACCOUNTS PAYABLE	0.00	0.00	0.00
600-2020	ACCOUNTS PAYABLE	0.00	0.00	0.00
610-2020	ACCOUNTS PAYABLE	0.00	0.00	0.00
670-2020	ACCOUNTS PAYABLE	0.00	0.00	0.00
680-2020	ACCOUNTS PAYABLE	0.00	0.00	0.00
TOTAL DUE TO POOLED CASH		0.00	0.00	0.00
DUE FROM OTHER FUNDS				
999-1330	DUE FROM OTHER FUNDS	0.00	0.00	0.00
TOTAL DUE FROM OTHER FUNDS		0.00	0.00	0.00
ACCOUNTS PAYABLE - POOLED CASH				
999-2020	ACCOUNTS PAYABLE CONTROL	0.00	0.00	0.00
TOTAL ACCOUNTS PAYABLE POOLED CASH		0.00	0.00	0.00

*** PROOF CASH BALANCES ***

(A)		(B)		(C)	
CLAIM ON CASH	5,151,432.90	CLAIM ON CASH	5,151,432.90	CASH IN BANK	5,151,432.90
CASH IN BANK	5,151,432.90	DUE TO OTHER FUNDS	5,151,432.90	DUE TO OTHER FUNDS	5,151,432.90
DIFFERENCE	0.00		0.00		0.00

*** PROOF ACCOUNTS PAYABLE BALANCES ***

(D)		(E)		(F)	
AP PENDING	0.00	AP PENDING	0.00	DUE FROM OTHER FUNDS	0.00
DUE FROM OTHER FUNDS	0.00	ACCOUNTS PAYABLE	0.00	ACCOUNTS PAYABLE	0.00
DIFFERENCE	0.00		0.00		0.00

*** END OF REPORT ***

Cost Share Agreement

The City of Riverside, Iowa has entered into a contract with Dave Schmitt Construction, Cedar Rapids, Iowa for the reconstruction of 2nd Street and Washburn Street in Riverside, Iowa.

Sorden-Lewis Funeral Home (hereafter referred to as "Sorden-Lewis") desires to construct six parking spaces west of the funeral home located at 111 N. Green Street, PO Box 395, Riverside, Iowa as part of the above referenced construction project.

The City of Riverside (hereafter referred to as the "City") is willing to cost share with "Sorden-Lewis" for Portland Cement Concrete Pavement and the rock sub-base under the pavement.

It is hereby agreed between "Sorden-Lewis" and the "City" as follows:

1. "Sorden-Lewis" will pay 50% of the bid price for the 6" of PCC pavement and the 6" of rock sub-base.
   50% x $6479.25 = $3239.62
2. "Sorden-Lewis" will provide a check in the amount of $3239.62 prior to the commencement of the project.
3. The "City" will direct the contractor to install the 6" sub-base and the 6" concrete for the parking area.
4. The "City" will regrade, finish and sod the area adjoining said parking area and will be responsible for the costs of said grading and sod.
5. The "City" is responsible for the construction of all drainage pipes and intakes located near or under the parking area.
6. The "City" will be responsible for the maintenance of the storm pipe, intakes and parking surface.

"Sorden-Lewis"and the "City" hereby agree to the above stated conditions.

Sorden-Lewis Funeral Home ("Sorden-Lewis")	Date	Mayor, City of Riverside	Date
Sorden-Lewis Funeral Home ("Sorden-Lewis")	Date	Clerk, City of Riverside	Date

T:\2245\2245-032-\2245032FuneralHomeAreement.docx

Cost Share Agreement

The City of Riverside, Iowa has entered into a contract with Dave Schmitt Construction, Cedar Rapids, Iowa for the reconstruction of 2nd Street and Washburn Street in Riverside, Iowa.

Trinity United Methodist Church (hereafter referred to as "Church") desires to construct nine parking spaces on the west side of the church located at 11 East 2nd Street, Riverside, Iowa as part of the above referenced construction project.

The City of Riverside (hereafter referred to as the "City") is willing to cost share with the "Church" for Portland Cement Concrete Pavement and the rock sub-base under the pavement.

It is hereby agreed between the "Church" and the "City" as follows:

1. The "Church" will remove the trees located in this area including the memorial tree located near the southwest corner of the "Church" property.

2. The "Church" will pay 50% of the bid price for the 6" of PCC pavement and the 6" of rock sub-base. 50% x $10,106.00 = $5053.00

3. The "Church" will provide a check in the amount of $5053.00 prior to the commencement of the project.

4. The "City" will remove the stumps of the trees that will be removed and the "City" will be responsible for 100% of the cost of the stump removal.

5. The "City" will direct the contractor to install the 6" sub-base and the 6" concrete for the parking area.

6. The "City" will regrade, finish and sod the area adjoining said parking area and will be responsible for the costs of said grading and sod.

7. The "City" is responsible for the construction of all drainage pipes and intakes located near or under the parking area.

8. The "City" will be responsible for the maintenance of the storm pipe, intakes and parking surface.

The "Church" and the "City" hereby agree to the above stated conditions.

_____	_____	_____	_____
Trinity United Methodist Church ("Church")	Date	Mayor, City of Riverside	Date
_____	_____	_____	_____
Trinity United Methodist Church ("Church")	Date	Clerk, City of Riverside	Date

T:\2245\2245-032-\2245032MethodistChurchAgreement.docx

Lory Young

From: Scott Pottorff <S.pottorff@mmsconsultants.net>
Sent: Wednesday, April 12, 2017 11:05 AM
To: mayor@cityofriversideiowa.com; lory@cityofriversideiowa.com
Cc: g.meisner@mmsconsultants.net
Subject: Decorative Lighting for Streetscape

After the precon on Monday it has come up that we are going to start making some decisions on the lighting design in the streetscape area sooner rather than later. Although the poles and fixtures would be installed with the next project, the current project includes pole bases and they will need to know the anchor bolt pattern for the poles when they build those bases. The pattern can vary based on the type and size of pole used.

Therefore we need to move pretty quickly on deciding on the design for the decorative lighting. Is this something we want to work with the entire Council on or do you think it would work better to have a "committee" that we can work with and then review with the entire Council once some of the decisions are worked out in committee? The committee could include two council members and Lory and maybe the mayor if he is available. There may be another resident or two who would be good to include as well.

At a Council meeting while back Jeanine stated a definite preference for the design and look of the lighting so that is what we have been going with so far. I don't remember anyone else with a strong opinion.

Let me know how we want to proceed with this. We will likely need to make a decision by the first meeting in May in order to get the contractor the right direction on the current project.

Sign up for our newsletter – We promise short, meaningful updates just six times a year.

MMS Consultants, Inc.
Experts in Planning and Development Since 1975

Scott Pottorff, P.E.
Project Manager
Office: (319) 351-8282
Mobile: (319) 631-0365
S.pottorff@mmsconsultants.net
www.mmsconsultants.net

This email message is for the sole use of the intended recipient(s) and may contain confidential and privileged information. Any unauthorized review, use, disclosure or distribution is prohibited. If you are not the intended recipient, please contact the sender by reply email and destroy all copies of the original message

Lory Young

From: Scott Pottorff <S.pottorff@mmsconsultants.net>
Sent: Wednesday, April 12, 2017 10:40 AM
To: mayor@cityofriversideiowa.com; lory@cityofriversideiowa.com
Cc: g.meisner@mmsconsultants.net
Subject: ADA Compliance in Highway 22 ROW

Follow Up Flag: Follow up
Flag Status: Flagged

During DOT review they questioned some of the ADA design in the highway ROW. In particular they questioned the ramps between the walls as these ramps were designed to maximum slope of 30" of fall in 30 feet. The concern is it only takes a little difference in one end or the other to make them out of compliance. The DOT prefers to see design grades less than the maximum to give the contractor some leeway during construction while still maintaining compliance.

In the end, I am considering extending the two ramps and walls by 5 feet to give 30" of fall in 35 feet to give a little wiggle room for compliance. This would extend the walls 5 feet (total of 20 extra feet of wall). The extra cost will be in the neighborhood of $25,000 (Bid price for decorative wall is $1162/LF). This will reduce the amount of wall on the next project though so the cost will be on this project instead of the next one.

We think this is the way to appease the DOT on this issue. The potential problem is that the DOT is going to be reviewing the ADA within the highway ROW and will require the City and contractor to make changes (remove and replace) if they are not installed to the correct slopes and grades.

I plan to make this change to the plans and send to the DOT ASAP to get the permits finalized. Let me know if you think there will be any issues with this.

Sign up for our newsletter – We promise short, meaningful updates just six times a year.

MMS Consultants, Inc.
Experts in Planning and Development Since 1975

Scott Pottorff, P.E.
Project Manager
Office: (319) 351-8282
Mobile: (319) 631-0365
S.pottorff@mmsconsultants.net
www.mmsconsultants.net

This email message is for the sole use of the intended recipient(s) and may contain confidential and privileged information. Any unauthorized review, use, disclosure or distribution is prohibited. If you are not the intended recipient, please contact the sender by reply email and destroy all copies of the original message

Gingko Tree

Quote

Date: 4/12/2017

Terms: proposal

Job location: west of City Hall

HAIRY TREE CARE

JL McFerrin

(319)591-1729

JL@hairytreecare.com

CUSTOMER INFO

City Of Riverside

319-648-3501

Lory@cityofriversideiowa.com

	DESCRIPTION	QUANTITY	UNIT PRICE	AMOUNT
1	Ginko tree removal	1.00		500.00
2*	Stump grinding	1.00		125.00
			Total Quote:	$625.00

Notes:

*2. Request to remove stumps at later date, but before city costruction begins.

Simply Trees
Larry Bohnenkamp
319-800-9497
simplytreesiowa@gmail.com

Gingko Tree

3/20/17

Quote for Work
City of Riverside
Lory Young

Removal of Cottonwood	8 Hrs.	@ $175/ Hr.	$1,400.00
Stump Removal	84 Inches		420.00
Removal of Silver Maple	6 Hrs.		$1,050.00
Stump Removal	76 Inches		380.00
Removal of White Ash	2.5 Hrs.		$437.50
Stump Removal	31 Inches		155.00
Removal of Gray Birch	3 Hrs.		$525.00
Stump Removal	52 Inches		260
Removal of Ginkgo	4.25 Hrs.		$743.75
Subtotal			$5,371.25
Equipment Allowance			$650.00
			$6,021.25
Sales Tax			$361.28
Total			$6,382.53

Lory Young

From: Jared Miller <jared@kaloniallawncare.com>
Sent: Thursday, March 30, 2017 12:29 PM
To: Lory@cityofriversideiowa.com
Subject: Tree estimate

Gingko Tree

Lori,

Tree bid is as follows. Let me know if you have questions. Thanks!

1. We ll remove four trees at South Park/Van Zante lot and remove the stumps for the price of $4585.00. This would be done as soon as we can access the lawn and do the work.

2. We will remove the tree on the corner of Green st and 2nd st and grind and remove the stump for the price of $975.00.

Let me know if you have questions. Thanks again!

Jared
Sent from my iPhone

No virus found in this message.
Checked by AVG - www.avg.com
Version: 2016.0.8012 / Virus Database: 4769/14210 - Release Date: 03/30/17

No virus found in this message.
Checked by AVG - www.avg.com
Version: 2016.0.8012 / Virus Database: 4769/14210 - Release Date: 03/30/17

Lory Young

From: Guy.Johnson@terracon.com
Sent: Monday, April 10, 2017 1:37 PM
To: Lory@cityofriversideiowa.com; s.pottorff@mmsconsultants.net; gljohnson@terracon.com
Subject: Coring-Thickness Report : Hwy 22 Coring (06171093.0003)
Attachments: 06171093.0003.pdf; _Certification_.htm

Report Title	Service Date	File Name
Coring-Thickness Report	04/07/2017	06171093.0003.pdf

If you have any questions regarding this information, please give us a call.

This electronic communication and its attachments are forwarded to you for convenience. If this electronic transmittal contains Design Information or Recommendations and not just general correspondence, Terracon Consultants, Inc., and/or its affiliates ("Terracon") will submit a follow-up hard copy via mail or delivery for your records, and this hard copy will serve as a final record. In the event of conflict between electronic and hard copy documents, the hard copy will govern. The above disclaimer does not apply with respect to documents sent with a digital signature. Please note that any files delivered in electronic medium may not work on systems and software different than those with which they were originally produced. Terracon makes no warranty as to the compatibility of these files with any other system or software. This e-mail and any attachments transmitted with it are the property of Terracon and may contain information that is confidential or otherwise protected from disclosure. The information it contains is intended solely for the use of the one to whom it is addressed, and any other recipient should destroy all copies.

No virus found in this message.
Checked by AVG - www.avg.com
Version: 2016.0.8012 / Virus Database: 4769/14284 - Release Date: 04/10/17

9 POINT MEASUREMENT REPORT

Report Number: 06171093.0003
Service Date: 04/07/17
Report Date: 04/10/17
Task: 09A - Portland Cement Concrete Testing - Pavements

Terracon
2640 12th St SW
Cedar Rapids, IA 52404-3440
319-366-8321

Client

City of Riverside
Attn: Lory Young
60 N. Greene Street
Riverside, IA 52327

Project

Hwy 22 Coring
Hwy 22
Riverside, IA

Project No. 06171093

CORE ID: **B-1 Asphalt (EB Lane, 7'-7" from CL)**

POINT:	1	2	3	4	5	6	7	8	9	AVE.	
LENGTH:	3.50	3.50	3.50	3.50	3.50	3.50	3.50	3.50	3.50	**3.50**	**inch**

CORE ID: **B-1 Concrete**

POINT:	1	2	3	4	5	6	7	8	9	AVE.	
LENGTH:	9.00	9.00	9.00	9.00	9.00	9.00	8.90	9.10	9.10	**9.01**	**inch**

CORE ID: **B-2 Asphalt (EB Lane, 10'-10" from CL. Core obtained 5.5' east of area marked due to poor pavement)**

POINT:	1	2	3	4	5	6	7	8	9	AVE.	
LENGTH:	3.30	3.20	3.00	2.90	2.90	3.00	3.30	3.20	3.10	**3.10**	**inch**

CORE ID: **B-2 Concrete**

POINT:	1	2	3	4	5	6	7	8	9	AVE.	
LENGTH:	5.20	5.30	5.50	5.40	5.50	5.50	5.60	5.70	5.40	**5.46**	**inch**

CORE ID: **B-3 Asphalt (WB Lane, 6'-3" from CL)**

POINT:	1	2	3	4	5	6	7	8	9	AVE.	
LENGTH:	1.60	1.80	1.60	1.60	1.60	1.50	1.60	1.60	1.50	**1.60**	**inch**

CORE ID: **B-3 Concrete**

POINT:	1	2	3	4	5	6	7	8	9	AVE.	
LENGTH:	7.30	7.40	7.40	7.30	7.30	7.30	7.30	7.30	7.20	**7.31**	**inch**

CORE ID: **B-4 Asphalt (EB Lane, 6'-6" from CL)**

POINT:	1	2	3	4	5	6	7	8	9	AVE.	
LENGTH:	2.00	1.90	1.90	1.90	2.00	1.90	1.90	1.90	1.90	**1.92**	**inch**

CORE ID: **B-4 Concrete**

POINT:	1	2	3	4	5	6	7	8	9	AVE.	
LENGTH:	9.50	9.60	9.50	9.50	9.50	9.60	9.60	9.50	9.60	**9.54**	**inch**

9 POINT MEASUREMENT REPORT

Terracon
2640 12th St SW
Cedar Rapids, IA 52404-3440
319-366-8321

Report Number: 06171093.0003
Service Date: 04/07/17
Report Date: 04/10/17
Task: 09A - Portland Cement Concrete Testing - Pavements

Client

City of Riverside
Attn: Lory Young
60 N. Greene Street
Riverside, IA 52327

Project

Hwy 22 Coring
Hwy 22
Riverside, IA

CORE ID: **B-5 Asphalt (EB Lane, 7' from CL)**

POINT:	1	2	3	4	5	6	7	8	9	AVE.	
LENGTH:	3.60	3.50	3.60	3.60	3.60	3.60	3.60	3.50	3.50	**3.57**	**inch**

CORE ID: **B-5 Concrete**

POINT:	1	2	3	4	5	6	7	8	9	AVE.	
LENGTH:	8.30	8.40	8.40	8.40	8.20	8.20	8.20	8.30	8.20	**8.29**	**inch**

CORE ID: **B-6 Asphalt (WB Lane, 6'-6" from CL)**

POINT:	1	2	3	4	5	6	7	8	9	AVE.	
LENGTH:	4.20	4.20	4.10	4.10	4.10	4.20	4.20	4.10	4.10	**4.14**	**inch**

CORE ID: **B-6 Concrete**

POINT:	1	2	3	4	5	6	7	8	9	AVE.	
LENGTH:	8.50	8.50	8.60	8.60	8.60	8.50	8.60	8.50	8.70	**8.57**	**inch**

CORE ID: **B-7 Asphalt (EB Lane, 8' from CL)**

POINT:	1	2	3	4	5	6	7	8	9	AVE.	
LENGTH:	3.70	3.70	3.70	3.80	3.80	3.80	3.80	3.70	3.70	**3.74**	**inch**

CORE ID: **B-7 Concrete**

POINT:	1	2	3	4	5	6	7	8	9	AVE.	
LENGTH:	8.80	8.70	8.70	8.60	8.60	8.60	8.70	8.70	8.90	**8.70**	**inch**

CORE ID: **B-8 Asphalt (EB Lane, 8' from CL)**

POINT:	1	2	3	4	5	6	7	8	9	AVE.	
LENGTH:	12.10	12.10	12.00	12.10	12.00	12.00	12.10	12.10	12.10	**12.07**	**inch**

Lory Young

From: JL McFerrin <jl@hairytreecare.com>
Sent: Wednesday, April 12, 2017 11:32 AM
To: lory@cityofriversideiowa.com
Subject: City of Riverside tree removal QUOTE
Attachments: Tree Removal Quote - Hairy Tree Care 4.12.17.pdf; _Certification_.htm

Lory,

Thank you for the opportunity to provide a proposal for tree work to be done for the city of Riverside. Our quote is attached, let me know if you have any questions!

Thanks, and nice to meet you!

JL

The hairy owner: JL McFerrin
(515) 996-0123
Social: @hairytreecare
www.hairytreecare.com

Quote

Date: 4/12/2017

Terms: proposal

Job location: South Park

HAIRY TREE CARE

JL McFerrin

(319)591-1729

JL@hairytreecare.com

CUSTOMER INFO

City Of Riverside

319-648-3501

Lory@cityofriversideiowa.com

	DESCRIPTION	QUANTITY	UNIT PRICE	AMOUNT
1	30' Birch removal	1.00		250.00
2	30' Ash removal	1.00		300.00
3	60' Soft maple removal	1.00		700.00
4	70'+ Cotton wood removal	1.00		1,800.00
Note *2	Stump grinding:			
5	Birch	1.00		75.00
6	Ash	1.00		75.00
7	Soft maple	1.00		125.00
8	Cotton wood	1.00		200.00
			Subtotal:	$3,525.00
	Note *1- Riverside resident firewood pickup of 6" and greater:			-$900.00
			Total Quote:	$2,625.00

Notes:

*1. If only a partial pickup of logs 6" and greater, will adjust price to haul remaining rubbish

*2. Request to remove stumps at later date, but before city costruction begins. Price includes grinding stumps 8" below surface. Price does not include cleanup.

Lory Young

From: Jared Miller <jared@kaloniallawncare.com>
Sent: Thursday, March 30, 2017 12:29 PM
To: Lory@cityofriversideiowa.com
Subject: Tree estimate

Lori,

Tree bid is as follows. Let me know if you have questions. Thanks!

1. We ll remove four trees at South Park/Van Zante lot and remove the stumps for the price of $4585.00. This would be done as soon as we can access the lawn and do the work.

2. We will remove the tree on the corner of Green st and 2nd st and grind and remove the stump for the price of $975.00.

Let me know if you have questions. Thanks again!

Jared
Sent from my iPhone

No virus found in this message.
Checked by AVG - www.avg.com
Version: 2016.0.8012 / Virus Database: 4769/14210 - Release Date: 03/30/17

No virus found in this message.
Checked by AVG - www.avg.com
Version: 2016.0.8012 / Virus Database: 4769/14210 - Release Date: 03/30/17

3/20/17

Simply Trees
Larry Bohnenkamp
319-800-9497
simplytreesiowa@gmail.com

Quote for Work
City of Riverside
Lory Young

Removal of Cottonwood	8 Hrs.	@ $175/ Hr.	$1,400.00
Stump Removal	84 Inches		420.00
Removal of Silver Maple	6 Hrs.		$1,050.00
Stump Removal	76 Inches		380.00
Removal of White Ash	2.5 Hrs.		$437.50
Stump Removal	31 Inches		155.00
Removal of Gray Birch	3 Hrs.		$525.00
Stump Removal	52 Inches		260
Removal of Ginkgo	4.25 Hrs.		$743.75
Subtotal			$5,371.25
Equipment Allowance			$650.00
			$6,021.25
Sales Tax			$361.28
Total			$6,382.53

$5271.50

Kos Excavating

1440 Larch Ave. Kalona, Iowa 52247

Earthwork Proposal: Hall Park Shelter - Demolition of existing garage and concrete at 815 Pioneer St.

To: City of Riverside

Demolition estimate:

1. Excavator 10 hr. @ $140 per hour = $1400.00
2. Dump truck 12 hr. @ $80 per hour = $960.00
3. Mobilization charge = $160.00

Sub-Total = $2520.00

Steel to recycle center = $250.00

Waste material to landfill = $650.00

TOTAL Estimate for project = $3420.00

Accepted by: _____ date: _____

Kos Excavating – Kevin Kos

Questions – Call Kevin at 319-936-7595

RECEIVED
APR 06 2017
BY: _____

Lory Young

From: Glen Meisner <G.meisner@mmsconsultants.net>
Sent: Tuesday, April 04, 2017 12:52 PM
To: lory@cityofriversideiowa.com; mayor@cityofriversideiowa.com
Cc: 'Scott Pottorff'; 'Ron L. Amelon'
Subject: FW: Riverside Sweeting and Tener
Attachments: 201704041123.pdf; _Certification_.htm

Lori and Allen,
This morning I was checking to see if the stream through Teners was a "Blue Line Stream". The term "Blue Line Stream" is a designation on the USGS Maps that indicate that the stream is regulated by the United States Government. That means there may be permits required before you can do any disturbance to the stream channel. On the Tener property the stream is a "Blue Line Stream" and Janet Tener's engineer should be aware that there are requirements to be followed.
Lory, please pass this onto Janet.
Allen, I just discovered on this map that Sweeting/Riverside land is also a "Blue Line Stream" so we will need to be careful how we proceed. It appears that back in the time that this map was prepared, the stream actually went east at the section line instead of straight south. I am going to talk to some of my staff on the rules of proceeding.
Glen

MMS Consultants, Inc.
Experts in Planning and Development Since 1975

Glen Meisner, P.L.S. & P.E.
Partner
Office: (319) 351-8282
Mobile: (319) 631-2705
G.meisner@mmsconsultants.net
www.mmsconsultants.net

This email message is for the sole use of the intended recipient(s) and may contain confidential and privileged information. Any unauthorized review, use, disclosure or distribution is prohibited. If you are not the intended recipient, please contact the sender by reply email and destroy all copies of the original message.

From: Lily Phonphiboun [mailto:L.pond@mmsconsultants.net]
Sent: Tuesday, April 04, 2017 12:06 PM
To: g.meisner@mmsconsultants.net
Subject: Riverside Sweeting and Tener

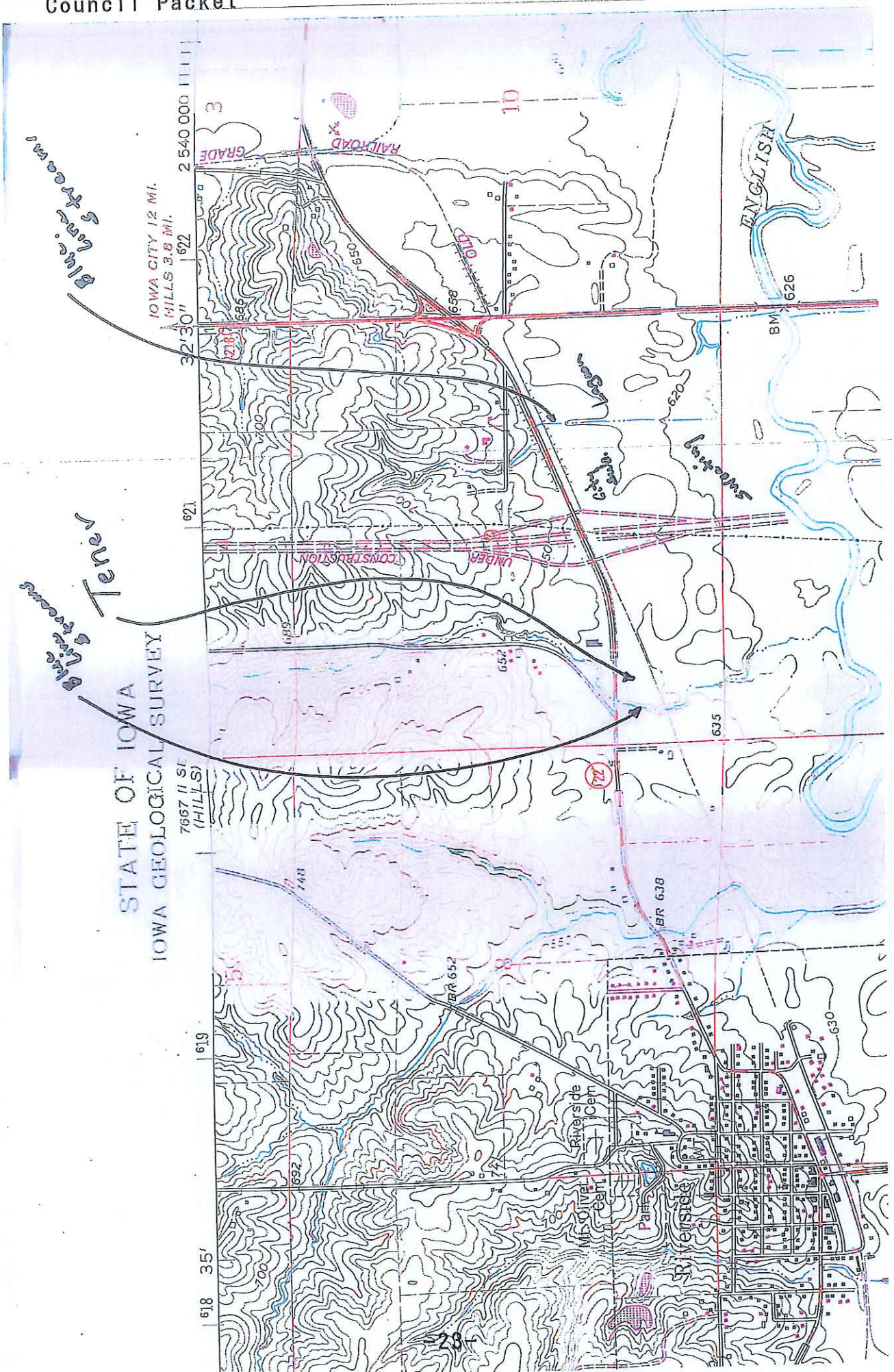
STATE OF IOWA
IOWA GEOLOGICAL SURVEY
7667 II SE
(HILLS)
IOWA CITY 12 MI.
HILLS 3.8 MI.
2 540 000 FEET
32' 30"
35'
RAILROAD
GRADE
OLD
UPPER
CONSTRUCTION
ENGLISH
BM 626
BR 652
BR 638
Riverside
Riverside Cem.
Mt. Olivet Cem.
Park
Blue Lines Stream
Blue Lines Stream
Tenay

Council Packet

4/14/2017

Tabled 2-21-17

COPY Sweeting

MMS Consultants, Inc.
1917 South Gilbert Street
Iowa City, IA 52240-
Tel: 319-351-8282 Fax: 319-351-8476
mms@mmsconsultants.net
www.mmsconsultants.net

2,021.22 +
2,538.17 +
89.25 +
278.00 +
4,926.64 *

Invoice

Invoice Date: Jan 31, 2017
Invoice Num: 19946
Billing Through: Jan 31, 2017

TO: Lory Young
City of Riverside
PO Box 188
Riverside, IA 52327

Consult - Sweeting Drainage Creek - Sec 9-77-6 SW (2245-031:W) - Managed by (86)

Consult - Sweeting Drainage Creek - Sec 9-77-6 SW 1/4 SE 1/4

For professional services rendered on the above referenced project for the period ending: January 31, 2017

Date	Employee	Staff type	Description	Hours	Rate	Amount
Services:						
1/23/2017	646	Engineer Tech II	Administration	0.50	$81.00	$40.50
1/31/2017	643	Engineer Tech II	Survey Field Work	6.50	$115.5	$750.75
			Engineer Tech II:	**7.00**		**$791.25**
1/25/2017	86	Land Surveyor I	Research	0.25	$121.00	$30.25
1/26/2017	86	Land Surveyor I	Locate/Set Pins	0.50	$121.00	$60.50
1/30/2017	86	Land Surveyor I	Correspondence	0.50	$121.00	$60.50
			Land Surveyor I:	**1.25**		**$151.25**
1/26/2017	165	Land Surveyor II	Research	2.50	$118.00	$295.00
1/31/2017	165	Land Surveyor II	Survey Field Work	6.50	$118.00	$767.00
			Land Surveyor II:	**9.00**		**$1,062.00**
					Total Service Amount:	**$2,004.50**
Reimbursable Expenses:						
1/25/2017	WASHINGTON COUNTY RECORDER	Fax Fee		1.00	$4.00	$4.00
1/31/2017	165	Mileage		24.00	$0.53	$12.72
					Total Expenses:	**$16.72**
					Amount Due This Invoice:	**$2,021.22**

This invoice is due on 3/17/2017

Account Summary

Services BTD	Expenses BTD	Last Inv Num	Last Inv Date	Last Inv Amt	Last Pay Amt	Prev Unpaid Amt
$ 2,371.50	$ 16.97	19761	12/31/2016	$ 89.25	$ 89.25	$ 0.00

Total Amount Due Including This Invoice: $2,021.22

BillQuick Standard Report Copyright © 2016 BQE Software, Inc.

4/14/2017

MMS Consultants, Inc.
1917 South Gilbert Street
Iowa City, IA 52240-
Tel: 319-351-8282 Fax: 319-351-8476
mms@mmsconsultants.net
www.mmsconsultants.net

Invoice

Invoice Date: Feb 28, 2017
Invoice Num: 20116
Billing Through: Feb 28, 2017

TO: Lory Young
City of Riverside
PO Box 188
Riverside, IA 52327

600-5810-6407

Consult - Sweeting Drainage Creek - Sec 9-77-6 SW (2245-031:W) - Managed by (86)

Consult - Sweeting Drainage Creek - Sec 9-77-6 SW 1/4 SE 1/4

For professional services rendered on the above referenced project for the period ending: February 28, 2017

Date	Employee	Staff type	Description	Hours	Rate	Amount
Services:						
2/1/2017	205	Land Surveyor I	Research	1.50	$121.00	$181.50
2/1/2017	86	Land Surveyor I	Review Certify	1.25	$121.00	$151.25
2/2/2017	205	Land Surveyor I	Survey Computations/Drawings	1.50	$121.00	$181.50
2/2/2017	205	Land Surveyor I	Research	0.50	$121.00	$60.50
2/2/2017	86	Land Surveyor I	Review Certify	0.75	$121.00	$90.75
2/3/2017	205	Land Surveyor I	Correspondence	0.50	$121.00	$60.50
2/3/2017	205	Land Surveyor I	Survey Computations/Drawings	0.50	$121.00	$60.50
2/3/2017	86	Land Surveyor I	Locate/Set Pins	0.75	$121.00	$90.75
2/6/2017	205	Land Surveyor I	Survey Computations/Drawings	0.75	$121.00	$90.75
2/6/2017	205	Land Surveyor I	Reproduction and Assembly	0.50	$121.00	$60.50
2/6/2017	185	Land Surveyor I	Cad Drawing	0.25	$121.00	$30.25
2/9/2017	205	Land Surveyor I	Survey Computations/Drawings	0.25	$121.00	$30.25
2/17/2017	205	Land Surveyor I	Cad Drawing	0.75	$121.00	$90.75
			Land Surveyor I:	**9.75**		**$1,179.75**
2/1/2017	165	Land Surveyor II	Cad Drawing	1.50	$118.00	$177.00
2/3/2017	165	Land Surveyor II	Survey Field Work	1.50	$118.00	$177.00
2/3/2017	165	Land Surveyor II	Survey Field Work	3.50	$118.00	$413.00
2/16/2017	165	Land Surveyor II	Survey Field Work	4.75	$118.00	$560.50
			Land Surveyor II:	**11.25**		**$1,327.50**
					Total Service Amount:	**$2,507.25**

pg 2

BillQuick Standard Report Copyright © 2016 BQE Software, Inc.

4/14/2017

MMS Consultants, Inc.
1917 South Gilbert Street
Iowa City, IA 52240-
Tel: 319-351-8282 Fax: 319-351-8476
mms@mmsconsultants.net
www.mmsconsultants.net

Invoice

Invoice Date: Feb 28, 2017
Invoice Num: 20116
Billing Through: Feb 28, 2017

TO: Lory Young
City of Riverside
PO Box 188
Riverside, IA 52327

Consult - Sweeting Drainage Creek - Sec 9-77-6 SW (2245-031:W) - Managed by (86)

Consult - Sweeting Drainage Creek - Sec 9-77-6 SW 1/4 SE 1/4

For professional services rendered on the above referenced project for the period ending: February 28, 2017

Date	Employee	Staff type	Description	Hours	Rate	Amount
Reimbursable Expenses:						
2/1/2017	WASHINGTON COUNTY RECORDER	Fax Fee		1.00	$2.00	$2.00
2/3/2017	165	Mileage		24.00	$0.53	$12.72
2/16/2017	165	Mileage		10.00	$0.53	$5.30
2/16/2017	165	3' posts to mark property		1.00	$8.5	$8.50
2/28/2017	130	Copies by Square foot		6.00	$0.4	$2.40

Total Expenses: $30.92

Amount Due This Invoice: $2,538.17

This invoice is due on 4/14/2017

Account Summary

Services BTD	Expenses BTD	Last Inv Num	Last Inv Date	Last Inv Amt	Last Pay Amt	Prev Unpaid Amt
$ 4,878.75	$ 47.89	19946	1/31/2017	$ 2,021.22	$ 2,021.22	$ 0.00

Total Amount Due Including This Invoice: $2,538.17

BillQuick Standard Report Copyright © 2016 BQE Software, Inc.

4/14/2017

MMS Consultants, Inc.
1917 South Gilbert Street
Iowa City, IA 52240-
Tel: 319-351-8282 Fax: 319-351-8476
mms@mmsconsultants.net
www.mmsconsultants.net

Invoice

Invoice Date: Dec 31, 2016
Invoice Num: 19761
Billing Through: Dec 31, 2016

TO: Lory Young
City of Riverside
PO Box 188
Riverside, IA 52327

600-5-810-6407

Consult - Sweeting Drainage Creek - Sec 9-77-6 SW 1/4 SE 1/4 (2245-031:W) - Managed by (86)

Consult - Sweeting Drainage Creek - Sec 9-77-6 SW 1/4 SE 1/4

For professional services rendered on the above referenced project for the period ending: December 31, 2016

Date	Employee	Staff type	Description	Hours	Rate	Amount
Services:						
11/28/2016	86	Land Surveyor I	Administration	0.25	$119.00	$29.75
11/29/2016	86	Land Surveyor I	Stormwater Detention Analysis or Design	0.50	$119.00	$59.50
			Land Surveyor I:	**0.75**		**$89.25**

Total Service Amount: $89.25

Amount Due This Invoice: $89.25

This invoice is due on 2/14/2017

Account Summary

Services BTD	Expenses BTD	Last Inv Num	Last Inv Date	Last Inv Amt	Last Pay Amt	Prev Unpaid Amt
$ 367.00	$ 0.25	19538	11/30/2016	$ 278.00	$ 278.00	$ 0.00

Total Amount Due Including This Invoice: $89.25

BillQuick Standard Report Copyright © 2016 BQE Software, Inc.

MMS Consultants, Inc.
1917 South Gilbert Street
Iowa City, IA 52240-
Tel: 319-351-8282 Fax: 319-351-8476
mms@mmsconsultants.net
www.mmsconsultants.net

Invoice

Invoice Date: Nov 30, 2016
Invoice Num: 19538
Billing Through: Nov 30, 2016

TO: Lory Young
City of Riverside
PO Box 188
Riverside, IA 52327

600-5-810-6407

Consult - Sweeting Drainage Creek - Sec 9-77-6 SW 1/4 SE 1/4 (2245-031:W) - Managed by (86)

Consult - Sweeting Drainage Creek - Sec 9-77-6 SW 1/4 SE 1/4

For professional services rendered on the above referenced project for the period ending: November 30, 2016

Date	Employee	Staff type	Description	Hours	Rate	Amount
Services:						
11/22/2016	613	Administrative Assistance	Administration	0.25	$59.00	$14.75
11/22/2016	613	Administrative Assistance	Correspondence	0.25	$59.00	$14.75
			Administrative Assistance:	**0.50**		**$29.50**
11/22/2016	619	Engineer Tech II	Cad Drawing	2.00	$79.5	$159.00
			Engineer Tech II:	**2.00**		**$159.00**
11/28/2016	86	Land Surveyor I	Administration	0.25	$119.00	$29.75
11/29/2016	86	Land Surveyor I	Stormwater Detention Analysis or Design	0.50	$119.00	$59.50
			Land Surveyor I:	**0.75**		**$89.25**
					Total Service Amount:	**$277.75**
Reimbursable Expenses:						
11/30/2016	130	Color Copies		1.00	$0.25	$0.25
					Total Expenses:	**$0.25**
					Amount Due This Invoice:	**$278.00**

This invoice is due on 1/14/2017

Account Summary

Services BTD	Expenses BTD	Last Inv Num	Last Inv Date	Last Inv Amt	Last Pay Amt	Prev Unpaid Amt
$ 277.75	$ 0.25	–	–	$ 0.00	$ 0.00	$ 0.00

Total Amount Due Including This Invoice: **$278.00**

BillQuick Standard Report Copyright © 2016 BQE Software, Inc.

PeopleService INC.
Water & Wastewater Professionals

Date: April 11, 2017

To: Riverside Council

From: Bill Stukey, Operator

O & M Report: March 2017

Water Operation & Maintenance

- Meeting with Kurt to set up bacteria sampling sites at casino and go over FOG program.
- Water meter collectors were installed on water tower and water plant.
- Repaired curb stop at 71 S Ella St, extension rod was broken.
- Repaired curb stop at 80 W 4th St., curb box was bent. Cut out bad top section and installed new extension.
- 2 water shut offs, completed.
- 10 Locates, complete.

Wastewater Operation & Maintenance

- Placed UV system online, majority of lamps were out and ordered more.
- Installed UV lamps, used 83 lamps.
- Lift station 1, pump 1 failed to run. Called Electric Pump, thermal switch had failed, pump is repaired and operational.

PeopleService INC.
Water & Wastewater Professionals

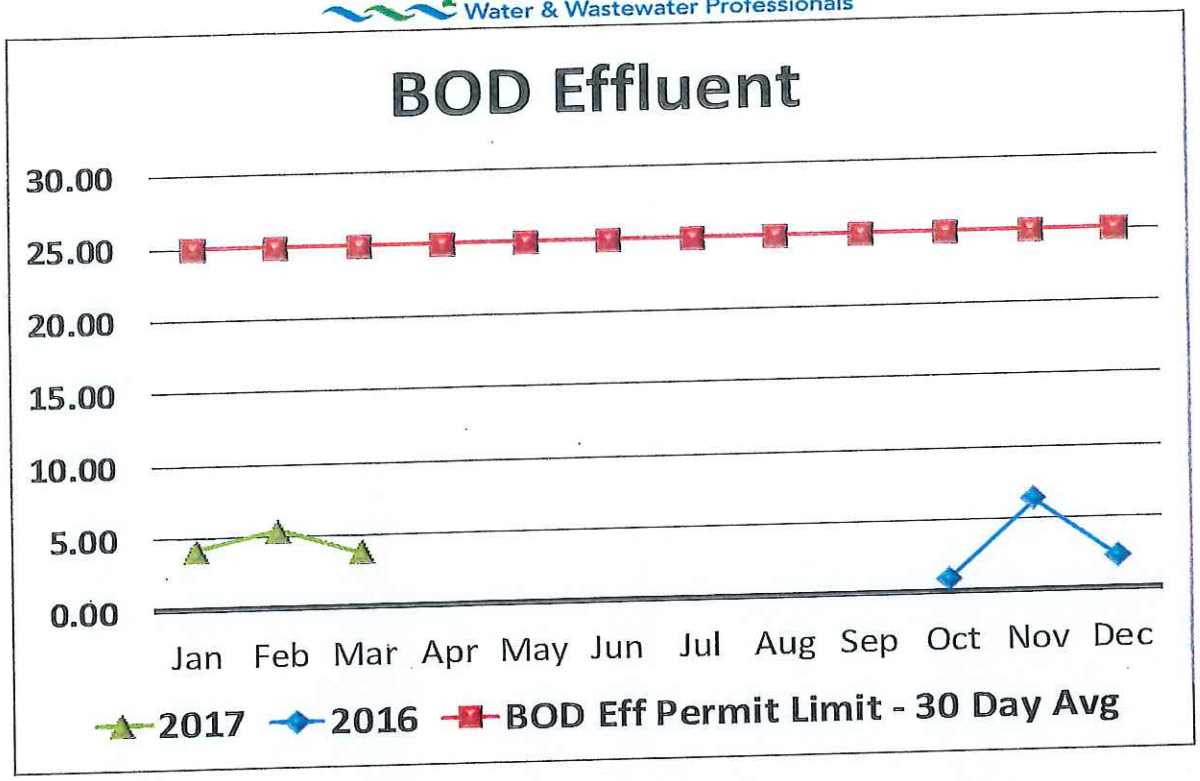

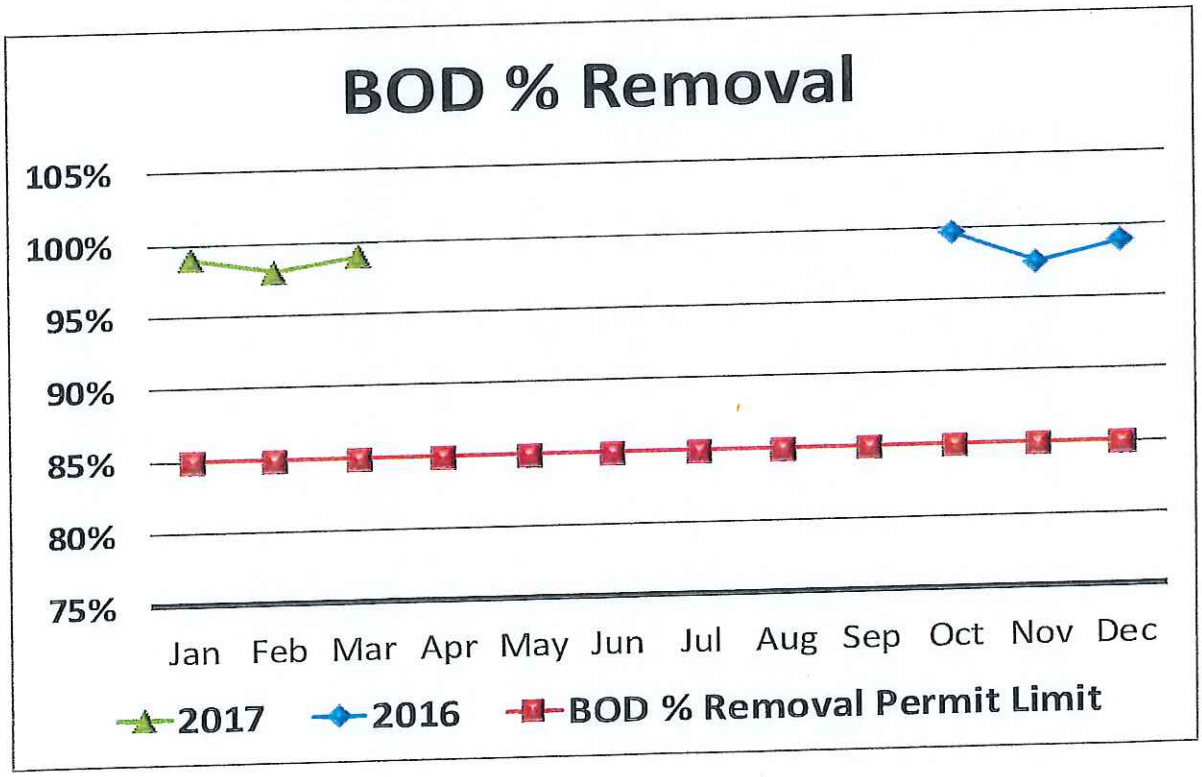

PeopleService INC.
Water & Wastewater Professionals

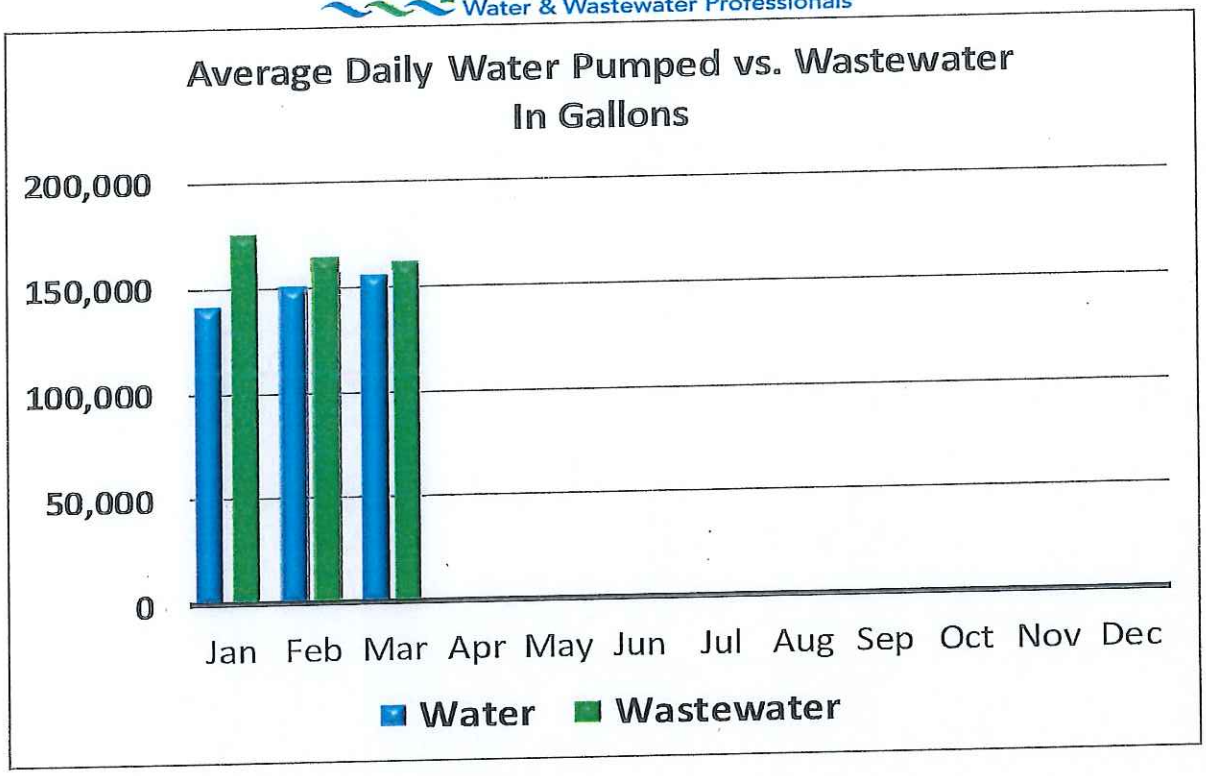

Contract True-Ups - Current Contract Year				
Item	Budgeted Amount	Amount Spent	% of Budget	% of Time
Chemical Budget	$18,000.00	$6,187.88	34%	67%
Maintenance Budget	$15,000.00	$1,122.18	7%	67%
Total	$33,000.00	$7,310.06	22%	67%

PeopleService INC.
Water & Wastewater Professionals

		March-17	February-17	March-16
Water	**Units**			
Total Monthly Pumped	gallons	4,813,000	4,214,000	0
Average Daily Pumped	gallons	155,260	150,500	0
Maximum Daily Pumped	gallons	501,000	514,000	0
Minimum Daily Pumped	gallons	0	0	0
Chlorine				
Chlorine - Total Avg Residual Plant	mg/L	2.10	2.05	0.00
Chlorine - Total Avg Residual System	mg/L	1.44	1.38	0.00
Chlorine - Recommended Residual System	mg/L	0.30	0.30	0.30
Chlorine used	lbs	119.00	116.00	0.00
Iron				
Iron - Avg Raw	mg/L	1.54	1.99	0.00
Polyphosphate				
Polyphosphate - Avg Residual	mg/L	1.42	2.65	0.00
Polyphosphate - Recommended Residual	mg/L	0.5 - 2.0	0.5 - 2.0	0.5 - 2.0
Polyphosphate used	lbs	12.00	10.00	0.00
Water Loss				
Water Billed	gallons	0	0	0
Water used in main breaks/hydrant flushin	gallons	0	0	0
Water used at city buildings	gallons	0	0	0
Loss	gallons	100%	100%	#DIV/0!
Wastewater				
BOD				
BOD Influent Avg	mg/L	270	271	0
BOD Effluent Avg	mg/L	4	5.4	0
BOD Eff Permit Limit - 30 Day Avg	mg/L	25	25	25
BOD % Removal	%	99.00%	98.00%	0.00%
BOD % Removal Permit Limit	%	85%	85%	85%
TSS				
TSS Influent Avg	mg/L	232	235	0
TSS Effluent Avg	mg/L	2	1	0
TSS Effluent Permit Limit - 30 Day Avg	mg/L	30	30	30
TSS % Removal	%	99.14%	99.72%	#DIV/0!
TSS % Removal Permit Limit	%	85%	85%	85%
Nitrogen Ammonia				
NA Effluent Avg	mg/L	0	1	0
NA Effluent Permit Limit - 30 Day Avg	mg/L	10	17	10
Influent Flow				
Total Monthly	gallons	5,005,800	4,592,200	0
Average Daily	gallons	161,477	164,007	0
Maximum Daily	gallons	458,200	486,900	0
Minimum Daily	gallons	102,600	78,300	0
Permit Limit - 30 Day Avg	gallons	444,000	444,000	444,000
Permit Limit - Daily Maximum	gallons	1,425,000	1,425,000	1,425,000

PeopleService INC.
Water & Wastewater Professionals

RIVERSIDE--MARCH '17

Water Plant Maintenance

Date	Vendor List	Description	Total
3/27/17	First National Bank, VISA	Supplies	$54.03
		Total	**$54.03**

Water System Maintenance

Date	Vendor List	Description	Total
		Total	**$0.00**

Wastewater Plant Maintenance

Date	Vendor List	Description	Total
		Total	**$0.00**

Wastewater System Maintenance

Date	Vendor List	Description	Total
		Total	**$0.00**

Water Plant Maintenance	$54.03
Water System Maintenance	$0.00
W/W Plant Maintenance	$0.00
W/W System Maintenance	$0.00
Month Total	$54.03

9 Month Maintenance Budget	**$15,000.00**
Total Maintenance Dollars Spent Year to Date	**$1,122.18**
Percent Maintenance Budget Spent Year to Date	**7%**

PeopleService INC.
Water & Wastewater Professionals

RIVERSIDE - MARCH '17

Water System Chemicals

Date	Vendor List	Description	Total
		Total	$0.00

Wastewater System Chemicals

Date	Vendor List	Description	Total
		Total	$0.00

Water System Chemicals	$0.00
W/W System Chemicals	$0.00
Month Total	$0.00
9 Month Chemical Budget	**$18,000.00**
Total Chemical Dollars Spent Year to Date	**$6,187.88**
Percent Chemical Budget Spent Year to Date	**34%**

Maintenance Month Total	$54.03
Chemical Month Total	$0.00
Month Total	**$54.03**
9 Month Total Budget	**$33,000.00**
Total Spent Year to Date	**$7,310.06**
Percent Budget Spent Year to Date	**22%**

PeopleService INC.
Water & Wastewater Professionals

Completed Work Order List Report

Completed	Equipment Name	Task	WO#
3/7/2017	5310-BLW-2	BIANNUAL PM	13601
3/7/2017	5310-BLW-1	BIANNUAL PM	13601
3/7/2017	5310-BLW-3	BIANNUAL PM	13601
3/7/2017	5310-BLW-1	MONTHLY PREVENTATIVE MAINTENANCE	13602
3/7/2017	5310-BLW-2	MONTHLY PREVENTATIVE MAINTENANCE	13602
3/7/2017	5310-BLW-3	MONTHLY PREVENTATIVE MAINTENANCE	13602
3/7/2017	5310-GEN	MONTHLY PREVENTATIVE MAINTENANCE	13604
3/7/2017	5310-GEN	MONTHLY PREVENTATIVE MAINTENANCE	13605
3/9/2017	5310-LS-MAIN	MONTHLY-PM	13606
3/6/2017	5310-LS-1	MONTHLY-PM	13607
3/6/2017	5310-LS-2	MONTHLY-PM	13607
3/6/2017	5310-LS-3	MONTHLY-PM	13607
3/6/2017	5310-LS-4	MONTHLY-PM	13607
3/6/2017	5310-LS-5	MONTHLY-PM	13607
3/8/2017	5310-SAMP-COMP	MONTHLY PREVENTATIVE MAINTENANCE	13608
3/8/2017	5310-SAMP-EFF	MONTHLY PREVENTATIVE MAINTENANCE	13609
3/8/2017	5310-SAMP-INF	MONTHLY PREVENTATIVE MAINTENANCE	13610
3/8/2017	5310-SCREEN	MONTHLY PREVENTATIVE MAINTENANCE	13611
3/9/2017	5310-UV	MONTHLY PREVENTATIVE MAINTENANCE	13612
3/8/2017	6310-AER	BIANNUAL PM	13613
3/7/2017	6310-DEH	MONTHLY PREVENTATIVE MAINTENANCE	13614
3/6/2017	6310-FE	MONTHLY PREVENTATIVE MAINTENANCE	13615
3/9/2017	6310-FIL-BAG-1	MONTHLY PREVENTATIVE MAINTENANCE	13616
3/9/2017	6310-FIL-BAG-2	MONTHLY PREVENTATIVE MAINTENANCE	13616
3/9/2017	6310-FIL-CART-1	MONTHLY PREVENTATIVE MAINTENANCE	13617
3/9/2017	6310-FIL-CART-2	MONTHLY PREVENTATIVE MAINTENANCE	13617
3/9/2017	6310-FIL-CART-3	MONTHLY PREVENTATIVE MAINTENANCE	13617
3/22/2017	6310-GEN	ANNUAL PM	13618
3/7/2017	6310-GEN	MONTHLY PREVENTATIVE MAINTENANCE	13619
3/9/2017	6310-HTR	PREVENTATIVE MAINTENANCE	13620
3/7/2017	6310-PUM-HS-1	MONTHLY PREVENTATIVE MAINTENANCE	13621
3/7/2017	6310-PUM-HS-2	MONTHLY PREVENTATIVE MAINTENANCE	13621
3/7/2017	6310-PUM-HS-3	MONTHLY PREVENTATIVE MAINTENANCE	13621
3/7/2017	6310-PUM-HS-4	MONTHLY PREVENTATIVE MAINTENANCE	13621
3/6/2017	5310-FE	MONTHLY PREVENTATIVE MAINTENANCE	13603

Council Packet

PROPOSAL

4/14/2017

LL PELLING CO.

City of Riverside
Attn: City Clerk
PO Box 188
Riverside, IA 52327

WWW.LLPELLING.COM 1425 W. Penn Street P.O. Box 230 North Liberty, Iowa 52317 (319) 626-4600 FAX (319) 626-4605

WE PROPOSE TO DO THE FOLLOWING WORK AND/OR FURNISH THE MATERIALS AT THE UNIT PRICE QUOTED BELOW:

Page 1

MAR 20 2017

RE: 2017 Sealcoat Work

Description of Work:

Type A Work

A. Base repair and single seal coat consisting of:
Scarify and pulverize existing street surface
Furnish water as required for compaction, reshape and recompact.
Furnish and apply single seal coat of MC-3000 asphalt
Furnish, spread and roll 3/8" chips.

Type B Work

B. Single seal coat consisting of:
Power broom streets
Furnish and apply single seal coat of MC-3000 asphalt
Furnish, spread and roll 3/8" chips.

NOTES:

1. Billing on final units completed.

2. Cold Mix Patching amount is an *estimated* quanity. Invoice will be on actual tons placed.

Authorized Signature Bob Donohoe

Note: This proposal may be withdrawn if not accepted within 60 days.

All work & materials will be according to specifications submitted or per standard practices. Any alteration or deviation from the above specifications involving extra cost will become an extra charge over and above the estimate. Items bid per Unit of Measure are based on estimated quantities, and payment will be based on actual quantities placed. Payment is due upon receipt of invoice. 1 3/4% Service Fee will be charged on all past due accounts (21% per annum). Any expense incurred to collect past due accounts, including attorney fees, will be reimbursed by owner.

Acceptance of Proposal The above prices, specifications and conditions are satisfactory and hereby accepted. You are authorized to do the work as specified. Payment will be due upon receipt of invoice. I will retain the white copy for my records and return the yellow copy for authorization to schedule work.

Signature_____ **Date**_____

Signature_____ **Date**_____

"Committed to Excellence since 1948"

Council Packet

PROPOSAL

4/14/2017

LL PELLING CO.

City of Riverside
Attn: City Clerk
PO Box 188
Riverside, IA 52327

WWW.LLPELLING.COM 1425 W. Penn Street P.O. Box 230 North Liberty, Iowa 52317 (319) 626-4600 FAX (319) 626-4605

WE PROPOSE TO DO THE FOLLOWING WORK AND/OR FURNISH THE MATERIALS AT THE UNIT PRICE QUOTED BELOW:

Page 2

Street	From	To		L (ft)	W (ft)	TYPE OF WORK (SY) Type A	Type B	Total
SEWER PLANT	PARKING		A			-		$ -
			B	68	66		499	$ 1,022.95
	PARKING		A			-		$ -
			B	66	67		491	$ 1,006.55
WATER PLANT	CONCRETE	EAST	A			-		$ -
			B	327	14		509	$ 1,043.45
	CONCRETE	EAST	A			-		$ -
			B	159	14		247	$ 506.35
	HWY#22	WEST	A			-		$ -
			B	630	20		1,400	$ 2,870.00
ASH ST.	CHERRY LN.	NORTH	A	80	22	196		$ 617.40
			B	80	22		196	$ 401.80
4TH.ST	GREENE	EAST	A			-		$ -
			B	50	20		111	$ 227.55
	ROSE	WEST (NORTH SIDE)	A			-		$ -
			B	260	6		173	$ 354.65
	ROSE	WEST (SOUTH SIDE)	A			-		$ -
			B	260	6		173	$ 354.65

Summary of Work	Unit of Measure	Quantity	Unit Cost	Total

Date: 3/14/2017

Authorized Signature Bob Donohoe

Note: This proposal may be withdrawn if not accepted within 60 days.

All work & materials will be according to specifications submitted or per standard practices. Any alteration or deviation from the above specifications involving extra cost will become an extra charge over and above the estimate. Items bid per Unit of Measure are based on estimated quantities, and payment will be based on actual quantities placed. Payment is due upon receipt of invoice. 1 3/4% Service Fee will be charged on all past due accounts (21% per annum). Any expense incurred to collect past due accounts, including attorney fees, will be reimbursed by owner.

Acceptance of Proposal The above prices, specifications and conditions are satisfactory and hereby accepted. You are authorized to do the work as specified. Payment will be due upon receipt of invoice. I will retain the white copy for my records and return the yellow copy for authorization to schedule work.

Signature_____ Date_____

Signature_____ Date_____

"Committed to Excellence since 1948"

Council Packet

PROPOSAL

4/14/2017

LL PELLING CO.

City of Riverside
Attn: City Clerk
PO Box 188
Riverside, IA 52327

WWW.LLPELLING.COM 1425 W. Penn Street P.O. Box 230 North Liberty, Iowa 52317 (319) 626-4600 FAX (319) 626-4605

WE PROPOSE TO DO THE FOLLOWING WORK AND/OR FURNISH THE MATERIALS AT THE UNIT PRICE QUOTED BELOW:

Page 3

Street	From	To		L (ft)	W (ft)	TYPE OF WORK (SY) Type A	Type B	Total
SCHNOEBELEN ST.	HWY.	SOUTH	A			-		$ -
			B	50	20		111	$ 227.55
	4TH.	3RD.	A			-		$ -
			B	360	14		560	$ 1,148.00
3RD. ST.	EAST END	WEST	A			-		$ -
			B	94	20		209	$ 428.45
2ND. ST.	GLASGLOW	EAST (SOUTH SIDE)	A			-		$ -
			B	130	10		144	$ 295.20
	CONCRETE PARKING	WEST (SOUTH SIDE)	A			-		$ -
			B	160	6		107	$ 219.35
RIVER RD.	HICKORY	EAST	A			-		$ -
			B	350	24		933	$ 1,912.65
	ELLA	EAST (SOUTH SIDE)	A			-		$ -
			B	700	11		856	$ 1,754.80
	RAILROAD	SOUTH	A			-		$ -
			B	400	21		933	$ 1,912.65
S. BOISE	HWY.#22	SOUTH END	A			-		$ -
			B	480	22		1,173	$ 2,404.65

Summary of Work	Unit of Measure	Quantity	Unit Cost	Total

Authorized Signature Bob Donohoe

Note: This proposal may be withdrawn if not accepted within 60 days.

Date: 3/14/2017

All work & materials will be according to specifications submitted or per standard practices. Any alteration or deviation from the above specifications involving extra cost will become an extra charge over and above the estimate. Items bid per Unit of Measure are based on estimated quantities, and payment will be based on actual quantities placed. Payment is due upon receipt of invoice. 1 3/4% Service Fee will be charged on all past due accounts (21% per annum). Any expense incurred to collect past due accounts, including attorney fees, will be reimbursed by owner.

Acceptance of Proposal The above prices, specifications and conditions are satisfactory and hereby accepted. You are authorized to do the work as specified. Payment will be due upon receipt of invoice. I will retain the white copy for my records and return the yellow copy for authorization to schedule work.

Signature_____ Date_____

Signature_____ Date_____

"Committed to Excellence since 1948"

Council Packet

PROPOSAL

4/14/2017

LL PELLING CO.

City of Riverside
Attn: City Clerk
PO Box 188
Riverside, IA 52327

WWW.LLPELLING.COM 1425 W. Penn Street P.O. Box 230 North Liberty, Iowa 52317 (319) 626-4600 FAX (319) 626-4605

WE PROPOSE TO DO THE FOLLOWING WORK AND/OR FURNISH THE MATERIALS AT THE UNIT PRICE QUOTED BELOW:

Page 4

Street	From	To		L (ft)	W (ft)	TYPE OF WORK (SY) Type A	Type B	Total
MAPLE ST.	HWY.#22	BOISE	A			-		$ -
			B	532	11		650	$ 1,332.50
N. BOISE	HWY.#22	NORTH (WEST SIDE)	A			-		$ -
			B	50	12		67	$ 137.35
	MANHOLE	(EAST SIDE)	A			-		$ -
			B	50	6		33	$ 67.65
	OAK	BOI SE CT.	A			-		$ -
			B	580	21		1,353	$ 2,773.65
OAK ST.	KNEISEL	EAST (NORTH SIDE)	A			-		$ -
			B	238	6		159	$ 325.95
	KNEISEL	EAST (SOUTH SIDE)	A			-		$ -
			B	238	6		159	$ 325.95
KNEISEL	MANHOLE	SOUTH	A			-		$ -
			B	220	18		440	$ 902.00
	HILL TOP	(WEST SIDE)	A			-		$ -
			B	30	6		20	$ 41.00
	FIRE PLUG	(EAST SIDE)	A			-		$ -
			B	50	12		67	$ 137.35

Summary of Work	Unit of Measure	Quantity	Unit Cost	Total

Date: 3/14/2017

Authorized Signature Bob Donohoe

Note: This proposal may be withdrawn if not accepted within 60 days.

All work & materials will be according to specifications submitted or per standard practices. Any alteration or deviation from the above specifications involving extra cost will become an extra charge over and above the estimate. Items bid per Unit of Measure are based on estimated quantities, and payment will be based on actual quantities placed. Payment is due upon receipt of invoice. 1 3/4% Service Fee will be charged on all past due accounts (21% per annum). Any expense incurred to collect past due accounts, including attorney fees, will be reimbursed by owner.

Acceptance of Proposal The above prices, specifications and conditions are satisfactory and hereby accepted. You are authorized to do the work as specified. Payment will be due upon receipt of invoice. I will retain the white copy for my records and return the yellow copy for authorization to schedule work.

Signature_____ Date_____

Signature_____ Date_____

"Committed to Excellence since 1948"

Council Packet

PROPOSAL

4/14/2017

LL PELLING CO.

City of Riverside
Attn: City Clerk
PO Box 188
Riverside, IA 52327

WWW.LLPELLING.COM 1425 W. Penn Street P.O. Box 230 North Liberty, Iowa 52317 (319) 626-4600 FAX (319) 626-4605

WE PROPOSE TO DO THE FOLLOWING WORK AND/OR FURNISH THE MATERIALS AT THE UNIT PRICE QUOTED BELOW:

Page 5

Street	From	To		L (ft)	W (ft)	TYPE OF WORK (SY) Type A	Type B	Total
BOISE CT.	WEST END	(NORTH SIDE)	A			-		$ -
			B	160	10		178	$ 364.90
	HILL TOP	WEST	A			-		$ -
			B	390	18		780	$ 1,599.00
	BOISE ST.	WEST	A			-		$ -
			B	230	18		460	$ 943.00
GLASGLOW	RAILROAD	HWY.#22	A			-		$ -
			B	195	22		477	$ 977.85
			A			-		$ -
			B				-	$ -
			A			-		$ -
			B				-	$ -
			A			-		$ -
			B				-	$ -
			A			-		$ -
			B				-	$ -
			A			-		$ -
			B				-	$ -

Summary of Work	Unit of Measure	Quantity	Unit Cost	Total
Type A Work	Square Yd	392	$ 3.15	$ 1,234.80
Type B Work	Square Yd	22,493	$ 2.05	$ 46,110.65
Cold Mix Patching	per ton	32.00	$ 205.00	$ 6,560.00
3/4" Road Stone Base Material	per ton	17.00	$ 23.00	$ 391.00
				$ 54,296.45

NOTES: Billing on final units completed.

Date: 3/14/2017

Authorized Signature Bob Donohoe

Note: This proposal may be withdrawn if not accepted within 60 days.

All work & materials will be according to specifications submitted or per standard practices. Any alteration or deviation from the above specifications involving extra cost will become an extra charge over and above the estimate. Items bid per Unit of Measure are based on estimated quantities, and payment will be based on actual quantities placed. Payment is due upon receipt of invoice. 1 3/4% Service Fee will be charged on all past due accounts (21% per annum). Any expense incurred to collect past due accounts, including attorney fees, will be reimbursed by owner.

Acceptance of Proposal The above prices, specifications and conditions are satisfactory and hereby accepted. You are authorized to do the work as specified. Payment will be due upon receipt of invoice. I will retain the white copy for my records and return the yellow copy for authorization to schedule work.

Signature_____ Date_____

Signature_____ Date_____

"Committed to Excellence since 1948"

Council Packet

PROPOSAL

4/14/2017

LL PELLING CO.

City of Riverside
Attn: City Clerk
PO Box 188
Riverside, IA 52327

WWW.LLPELLING.COM 1425 W. Penn Street P.O. Box 230 North Liberty, Iowa 52317 (319) 626-4600 FAX (319) 626-4605

WE PROPOSE TO DO THE FOLLOWING WORK AND/OR FURNISH THE MATERIALS AT THE UNIT PRICE QUOTED BELOW:

MAR 20 2017

Page 1

RE: 2017 Sealcoat Work

Description of Work:

Type A Work

A. Base repair and single seal coat consisting of:
Scarify and pulverize existing street surface
Furnish water as required for compaction, reshape and recompact.
Furnish and apply single seal coat of MC-3000 asphalt
Furnish, spread and roll 3/8" chips.

Type B Work

B. Single seal coat consisting of:
Power broom streets
Furnish and apply single seal coat of MC-3000 asphalt
Furnish, spread and roll 3/8" chips.

NOTES:

1. Billing on final units completed.

2. Cold Mix Patching amount is an *estimated* quanity. Invoice will be on actual tons placed.

Authorized Signature Bob Donohoe

Note: This proposal may be withdrawn if not accepted within 60 days.

All work & materials will be according to specifications submitted or per standard practices. Any alteration or deviation from the above specifications involving extra cost will become an extra charge over and above the estimate. Items bid per Unit of Measure are based on estimated quantities, and payment will be based on actual quantities placed. Payment is due upon receipt of invoice. 1 3/4% Service Fee will be charged on all past due accounts (21% per annum). Any expense incurred to collect past due accounts, including attorney fees, will be reimbursed by owner.

Acceptance of Proposal The above prices, specifications and conditions are satisfactory and hereby accepted. You are authorized to do the work as specified. Payment will be due upon receipt of invoice. I will retain the white copy for my records and return the yellow copy for authorization to schedule work.

Signature_____ **Date**_____

Signature_____ **Date**_____

"Committed to Excellence since 1948"

Council Packet

PROPOSAL

4/14/2017

LL PELLING CO.

City of Riverside
Attn: City Clerk
PO Box 188
Riverside, IA 52327

WWW.LLPELLING.COM 1425 W. Penn Street P.O. Box 230 North Liberty, Iowa 52317 (319) 626-4600 FAX (319) 626-4605

WE PROPOSE TO DO THE FOLLOWING WORK AND/OR FURNISH THE MATERIALS AT THE UNIT PRICE QUOTED BELOW:

Page 3

Street	From	To		L (ft)	W (ft)	TYPE OF WORK (SY) Type A	Type B	Total
ASH ST.	CHERRY LN.	NORTH END	A	935	22	2,286		$ 7,200.90
			B	950	22		2,322	$ 4,760.10
			A			-		$ -
			B				-	$ -
			A			-		$ -
			B				-	$ -
			A			-		$ -
			B				-	$ -
			A			-		$ -
			B				-	$ -
			A			-		$ -
			B				-	$ -
			A			-		$ -
			B				-	$ -
			A			-		$ -
			B				-	$ -
			A			-		$ -
			B				-	$ -

Summary of Work	Unit of Measure	Quantity	Unit Cost	Total
Type A Work	Square Yd	2,286	$ 3.15	$ 7,200.90
Type B Work	Square Yd	2,322	$ 2.05	$ 4,760.10
3/4" Road Stone Base Material	per ton	205.00	$ 23.00	$ 4,715.00
				$ 16,676.00

NOTES: Billing on final units completed.

Date: 3/14/2017

Authorized Signature Bob Donohoe

Note: This proposal may be withdrawn if not accepted within 60 days.

All work & materials will be according to specifications submitted or per standard practices. Any alteration or deviation from the above specifications involving extra cost will become an extra charge over and above the estimate. Items bid per Unit of Measure are based on estimated quantities, and payment will be based on actual quantities placed. Payment is due upon receipt of invoice. 1 3/4% Service Fee will be charged on all past due accounts (21% per annum). Any expense incurred to collect past due accounts, including attorney fees, will be reimbursed by owner.

Acceptance of Proposal The above prices, specifications and conditions are satisfactory and hereby accepted. You are authorized to do the work as specified. Payment will be due upon receipt of invoice. I will retain the white copy for my records and return the yellow copy for authorization to schedule work.

Signature_____ Date_____

Signature_____ Date_____

"Excellence since 1948"

Council Packet

PROPOSAL

4/14/2017

City of Riverside
Attn: City Clerk
PO Box 188
Riverside, IA 52327

MAR 20 2017

LL PELLING CO.

WWW.LLPELLING.COM 1425 W. Penn Street P.O. Box 230 North Liberty, Iowa 52317 (319) 626-4600 FAX (319) 626-4605

WE PROPOSE TO DO THE FOLLOWING WORK AND/OR FURNISH THE MATERIALS AT THE UNIT PRICE QUOTED BELOW:

Page 1

RE: 2017 Sealcoat Work

Description of Work:

Type B Work

B. Single seal coat consisting of:
Power broom streets
Furnish and apply single seal coat of MC-3000 asphalt
Furnish, spread and roll 3/8" chips.

NOTES:

1. **Billing on final units completed.**
2. **Cold Mix Patching amount is an *estimated* quanity. Invoice will be on actual tons placed.**

Authorized Signature Bob Donohoe

Note: This proposal may be withdrawn if not accepted within 60 days.

All work & materials will be according to specifications submitted or per standard practices. Any alteration or deviation from the above specifications involving extra cost will become an extra charge over and above the estimate. Items bid per Unit of Measure are based on estimated quantities, and payment will be based on actual quantities placed. Payment is due upon receipt of invoice. 1 3/4% Service Fee will be charged on all past due accounts (21% per annum). Any expense incurred to collect past due accounts, including attorney fees, will be reimbursed by owner.

Acceptance of Proposal The above prices, specifications and conditions are satisfactory and hereby accepted. You are authorized to do the work as specified. Payment will be due upon receipt of invoice. I will retain the white copy for my records and return the yellow copy for authorization to schedule work.

Signature_____ **Date**_____

Signature_____ **Date**_____

"Excellence since 1948"

Council Packet

PROPOSAL

4/14/2017

LL PELLING CO.

City of Riverside
Attn: City Clerk
PO Box 188
Riverside, IA 52327

Phone: 319-648-3501
Fax: 319-648-4012

WWW.LLPELLING.COM 1425 W. Penn Street P.O. Box 230 North Liberty, Iowa 52317 (319) 626-4600 FAX (319) 626-4605

WE PROPOSE TO DO THE FOLLOWING WORK AND/OR FURNISH THE MATERIALS AT THE UNIT PRICE QUOTED BELOW:

Page 2

Street	From	To		L (ft)	W (ft)	TYPE OF WORK (SY) Type A	Type B	Total
WALKING TRAIL	GATE	EAST END	A			-		$ -
			B	5835	11		7,132	$ 14,620.60
			A			-		$ -
			B				-	$ -
			A			-		$ -
			B				-	$ -
			A			-		$ -
			B				-	$ -
			A			-		$ -
			B				-	$ -
			A			-		$ -
			B				-	$ -
			A			-		$ -
			B				-	$ -
			A			-		$ -
			B				-	$ -
			A			-		$ -
			B				-	$ -

Summary of Work	Unit of Measure	Quantity	Unit Cost	Total
Type B Work	Square Yd	7,132	$ 2.05	$ 14,620.60
Cold Mix Patching	per ton	10.00	$ 205.00	$ 2,050.00
				$ 16,670.60

NOTES: Billing on final units completed.

Date: 3/14/2017

Authorized Signature Bob Donohoe

Note: This proposal may be withdrawn if not accepted within 60 days.

All work & materials will be according to specifications submitted or per standard practices. Any alteration or deviation from the above specifications involving extra cost will become an extra charge over and above the estimate. Items bid per Unit of Measure are based on estimated quantities, and payment will be based on actual quantities placed. Payment is due upon receipt of invoice. 1 3/4% Service Fee will be charged on all past due accounts (21% per annum). Any expense incurred to collect past due accounts, including attorney fees, will be reimbursed by owner.

Acceptance of Proposal The above prices, specifications and conditions are satisfactory and hereby accepted. You are authorized to do the work as specified. Payment will be due upon receipt of invoice. I will retain the white copy for my records and return the yellow copy for authorization to schedule work.

Signature_____ Date_____

Signature_____ Date_____

"Committed to Excellence since 1948"

RESOLUTION #041717-01

RESOLUTION TO APPROVE CONTRACT WITH WASHINGTON COUNTY PUBLIC SAFETY COMMUNICATIONS COMMISSION FOR FISCAL YEAR 2017-2018

Whereas, the City of Riverside agrees to enter into a contract with Washington County Public Safety Communications Commission to provide services to the City of Riverside at the cost of $41,027.00 for the fiscal year beginning on July1st, 2017 and ending on June 30th, 2018.

Therefore, be it resolved the City of Riverside City Council does hereby approve to enter into this agreement with the Washington County Public Safety Communications Commission.

Moved by Councilperson Schneider, seconded by Councilperson Schnoebelen, to approve the foregoing resolution.

Roll Call: Redlinger, Schneider, Weber, Schnoebelen, Sexton

Ayes:

Nays:

Abstain/Absent:

PASSED AND APPROVED by the City Council of Riverside, Iowa and approved this 17th day of April, 2017.

Signed: _____

Allen Schneider, Mayor

Attest: _____

Lory Young, City Clerk

RESOLUTION #041717-02

WAIVE THE RIGHT TO REVIEW THE PLAT FOR CEDAR BAY SECOND SUBDIVISION FOR WASHINGTON COUNTY

A portion of Auditor's parcel "B" in the SW Quarter of the SW Quarter and NW Quarter of the SW Quarter of Section 10, Township 77 North, Range 6 West of the Fifth Principal Meridian.

WHERAS, the City of Riverside has the right under Iowa Law and City ordinance to review the Preliminary Plat of the above referenced parcel as it is located within the two mile radius of Riverside.

NOW THEFORE BE IT RESOLVED, the City Council of Riverside does hereby waive their right to review the plat and allow Washington County to perform this task.

MOVED BY Councilperson _____, second by Councilperson _____ to approve the foregoing resolution on the 17th day of April, 2017.

Roll Call: Redlinger, Schneider, Sexton, Weber, Schnoebelen

Ayes:

Nays:

Absents:

Signed: _____
Allen Schneider, Mayor

Attest: _____
Lory Young, City Clerk

Lory Young

From: Gina Landau <G.landau@mmsconsultants.net>
Sent: Tuesday, April 11, 2017 2:14 PM
To: 'Lory'
Cc: Duane Musser
Subject: 2 mile fringe agreement
Attachments: 3856006S-S1.pdf; 3856006S-S2.pdf; _Certification_.htm

Lory,
Attached is a minor subdivision plat that we prepared for Washington County. The City of Riverside is within the two mile fringe agreement of this plat. Will you please place this Subdivision Plat on the next Council agenda so the Council can waive the right to review this plat? If you have questions about this request, please contact Duane Musser here at MMS. One last thing, is the next Council meeting on April 17th? Thanks for your help in advance....
-Gina

Sign up for our newsletter – We promise short, meaningful updates just six times a year.

MMS Consultants, Inc.
Experts in Planning and Development Since 1975

Gina Landau
Principal's Assistant
Office: (319) 351-8282
G.landau@mmsconsultants.net
www.mmsconsultants.net

This email message is for the sole use of the intended recipient(s) and may contain confidential and privileged information. Any unauthorized review, use, disclosure or distribution is prohibited. If you are not the intended recipient, please contact the sender by reply email and destroy all copies of the original message.

No virus found in this message.
Checked by AVG - www.avg.com
Version: 2016.0.8012 / Virus Database: 4769/14285 - Release Date: 04/10/17

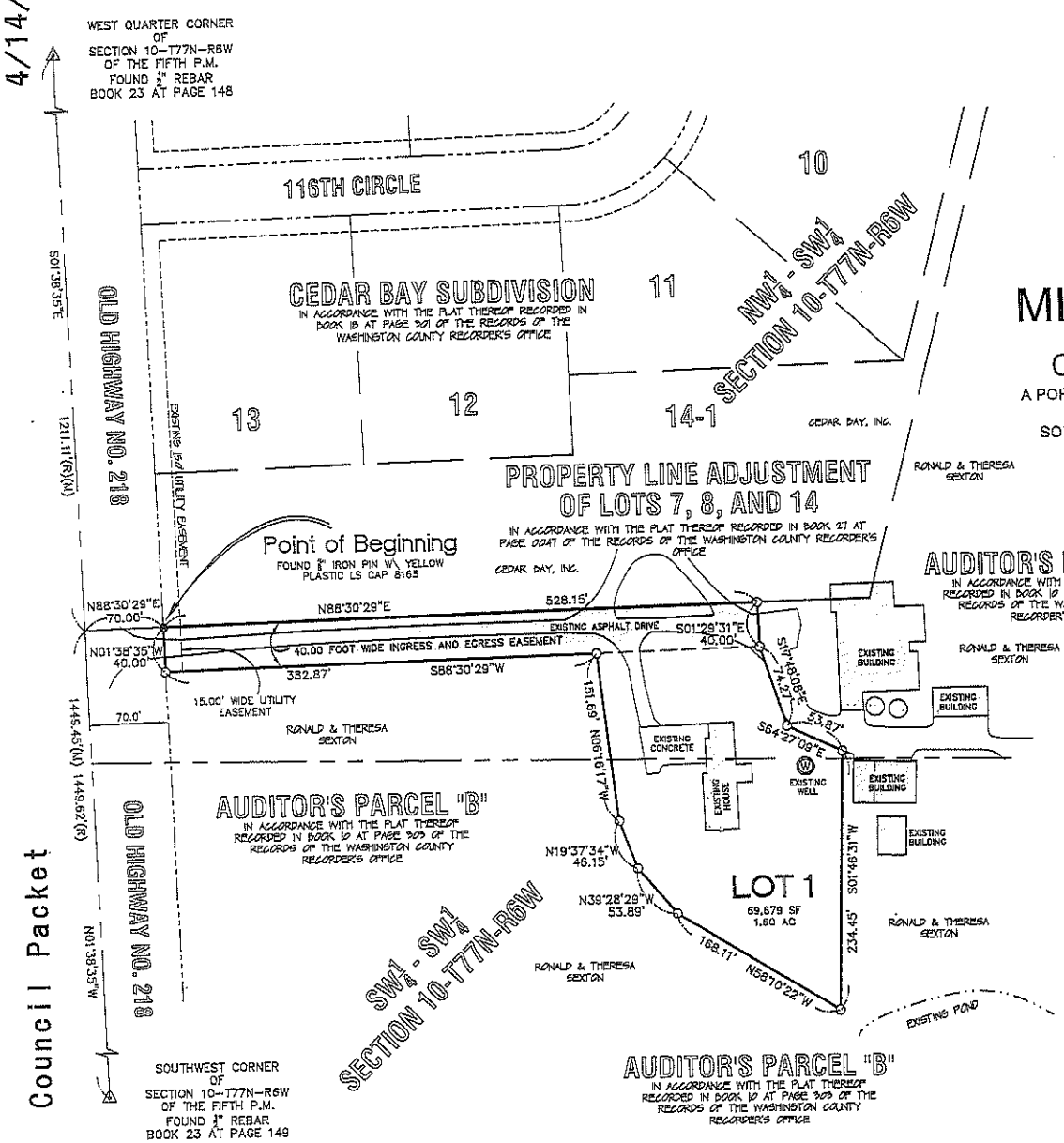

FOR COUNTY RECORDER'S USE

MINOR SUBDIVISION PLAT

(SHEET 1 OF 2)

CEDAR BAY SECOND SUBDIVISION

A PORTION OF AUDITOR'S PARCEL "B" IN THE SOUTHWEST QUARTER OF THE SOUTHWEST QUARTER AND THE NORTHWEST QUARTER OF THE SOUTHWEST QUARTER OF SECTION 10, TOWNSHIP 77 NORTH, RANGE 6 WEST, OF THE FIFTH PRINCIPAL MERIDIAN

WASHINGTON COUNTY, IOWA

AREA SUMMARY TABLE	
1/4 – 1/4	AREA
NW – SW	0.85 ACRE
SW – SW	0.75 ACRE
TOTAL	1.60 ACRES

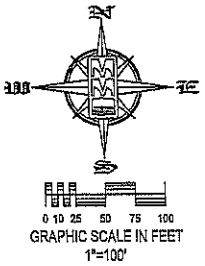

LEGEND AND NOTES

- △ – CONGRESSIONAL CORNER, FOUND
- ● – PROPERTY CORNER(S), FOUND (as noted)
- ○ – PROPERTY CORNERS SET (5/8" iron Pin w/ yellow, plastic LS Cap embossed with "MMS")
- PROPERTY &/or BOUNDARY LINES
- CONGRESSIONAL SECTION LINES
- RIGHT-OF-WAY LINES
- CENTER LINES
- LOT LINES, INTERNAL
- LOT LINES, PLATTED OR BY DEED
- EASEMENT LINES, WIDTH & PURPOSE NOTED
- EXISTING EASEMENT LINES, PURPOSE NOTED
- (R) – RECORDED DIMENSIONS
- (M) – MEASURED DIMENSIONS

UNLESS NOTED OTHERWISE, ALL DIMENSIONS ARE IN FEET AND HUNDREDTHS

CIVIL ENGINEERS
LAND PLANNERS
LAND SURVEYORS
LANDSCAPE ARCHITECTS
ENVIRONMENTAL SPECIALISTS

1917 S. GILBERT ST.
IOWA CITY, IOWA 52240
(319) 351-8282
www.mmsconsultants.net

Date	Revision

MINOR SUBDIVISION PLAT CEDAR BAY SECOND SUBDIVISION

A PORTION OF AUDITOR'S PARCEL "B" IN THE SOUTHWEST QUARTER OF THE SOUTHWEST QUARTER AND THE NORTHWEST QUARTER OF THE SOUTHWEST QUARTER OF SECTION 10, TOWNSHIP 77 NORTH, RANGE 6 WEST, OF THE FIFTH PRINCIPAL MERIDIAN
WASHINGTON COUNTY IOWA

MMS CONSULTANTS, INC.

Date: 04-05-2017	
Designed by: DAM	Field Book No: 1172
Drawn by: JEL	Scale: 1"=100'
Checked by: GDM	Sheet No: 1
Project No: IC 3856-006	of 2

4/14/2017

CEDAR BAY SECOND SUBDIVISION
WASHINGTON COUNTY, IOWA

LOCATION MAP
NOT TO SCALE

DESCRIPTION – CEDAR BAY SECOND SUBDIVISION

I CERTIFY THAT DURING THE MONTH OF APRIL, 2017 AT THE DIRECTION OF RONALD SEXTON, A SURVEY WAS MADE UNDER MY SUPERVISION OF A PORTION OF AUDITOR'S PARCEL "B" IN THE SOUTHWEST QUARTER OF THE SOUTHWEST QUARTER AND THE NORTHWEST QUARTER OF THE SOUTHWEST QUARTER OF SECTION 10, TOWNSHIP 77 NORTH, RANGE 6 WEST, OF THE FIFTH PRINCIPAL MERIDIAN, WASHINGTON COUNTY, IOWA, DESCRIBED AS FOLLOWS:

Commencing at the West Quarter Corner of Section 10, Township 77 North, Range 6 West, of the Fifth Principal Meridian; Thence S01°38'35"E, along the West Line of the Southwest Quarter of said Section 10, a distance of 1211.11 feet, to the Northwest Corner of Auditor's Parcel "B", in accordance with the Plat thereof Recorded in Book 10 at Page 303 of the Records of the Washington County Recorder's Office; Thence N88°30'29"E, along the North Line of said Auditor's Parcel "B", 70.00 feet, to its intersection with the East Right-of-Way Line of Old Highway NO. 218, and the POINT OF BEGINNING; Thence continuing N88°30'29"E, along said North Line, 528.15 feet; Thence S01°29'31"E, 40.00 feet; Thence S17°48'08"E, 74.27 feet; Thence S64°27'09"E, 53.87 feet; Thence S01°46'31"W, 234.45 feet; Thence N58°10'22"W, 168.11 feet; Thence N39°28'29"W, 58.39 feet; Thence N19°37'34"W, 46.15 feet; Thence N06°16'17"W, 151.69 feet; Thence S88°30'29"W, along a line parallel with and 40.00 feet normally distant Southerly from the North Line of said Auditor's Parcel "B", 382.87 feet, to its intersection with the East Right-of-Way Line of Old Highway No. 218; Thence N01°38'35"W, along said East Right-of-Way Line, 40.00 feet, to the POINT OF BEGINNING. Said Cedar Bay Second Subdivision contains 1.60 Acres, and is subject to easement and restrictions of record.

LICENSED PROFESSIONAL LAND SURVEYOR
JAMES E. LICHTY
13287
IOWA

SEAL

I hereby certify that this land surveying document was prepared and the related survey work was performed by me or under my direct personal supervision and that I am a duly licensed Professional Land Surveyor under the laws of the State of Iowa.

_____ 20___

JAMES E. LICHTY
L.S. Iowa Lic. No. 13287

My license renewal date is December 31, 20 ____.

Pages or sheets covered by this seal:

_____

_____

_____

Signed before me this _____ day of _____ ,20____ .

_____

Notary Public, in and for the State of Iowa.

FOR COUNTY RECORDER'S USE

MINOR SUBDIVISION PLAT

(SHEET 2 OF 2)

CEDAR BAY SECOND SUBDIVISION

A PORTION OF AUDITOR'S PARCEL "B" IN THE SOUTHWEST QUARTER OF THE SOUTHWEST QUARTER AND THE NORTHWEST QUARTER OF THE SOUTHWEST QUARTER OF SECTION 10, TOWNSHIP 77 NORTH, RANGE 6 WEST, OF THE FIFTH PRINCIPAL MERIDIAN

WASHINGTON COUNTY, IOWA

LOCATION:	SUBDIVIDER:
A PORTION OF AUDITOR'S PARCEL "B" IN THE SOUTHWEST QUARTER OF THE SOUTHWEST QUARTER AND THE NORTHWEST QUARTER OF THE SOUTHWEST QUARTER OF SECTION 10, TOWNSHIP77 NORTH, RANGE 6 WEST, OF THE FIFTH PRINCIPAL MERIDIAN, WASHINGTON COUNTY, IOWA	RONALD AND THERESA SEXTON 1184 VINE AVENUE RIVERSIDE, IOWA, 52327
	SUBDIVIDER'S ATTORNEY:
	KATIE MITCHELL 217 WEST MAIN STREET WASHINGTON, IOWA PHONE: (319) 653-2050
LAND SURVEYOR:	
JAMES E. LICHTY P.L.S MMS CONSULTANTS INC. 1917 SOUTH GILBERT STREET IOWA CITY, IOWA, 52240 PHONE: 319-351-8282	PROPRIETOR OR OWNER:
	RONALD AND THERESA SEXTON 1184 VINE AVENUE RIVERSIDE, IOWA, 52327
DATE OF SURVEY:	DOCUMENT RETURN INFORMATION:
03-29-2017	LAND SURVEYOR

PLAT / PLAN APPROVED
BY
WASHINGTON COUNTY

APPROVED BY THE WASHINGTON COUNTY BOARD OF SUPERVISORS ON THIS _____ DAY OF_____, _____.

BY: CHAIRPERSON

ATTEST BY: COUNTY AUDITOR

CIVIL ENGINEERS
LAND PLANNERS
LAND SURVEYORS
LANDSCAPE ARCHITECTS
ENVIRONMENTAL SPECIALISTS

1917 S. GILBERT ST.
IOWA CITY, IOWA 52240
(319) 351-8282
www.mmsconsultants.net

Date	Revision

MINOR
SUBDIVISION PLAT
CEDAR BAY SECOND
SUBDIVISION

A PORTION OF AUDITOR'S PARCEL "B" IN THE SOUTHWEST QUARTER OF THE SOUTHWEST QUARTER AND THE NORTHWEST QUARTER OF THE SOUTHWEST QUARTER OF SECTION 10, TOWNSHIP 77 NORTH, RANGE 6 WEST, OF THE FIFTH PRINCIPAL MERIDIAN
WASHINGTON COUNTY
IOWA

MMS CONSULTANTS, INC.

Date: 04-05-2017	
Designed by: DAM	Field Book No: 1172
Drawn by: JEL	Scale: 1"=100'
Checked by: GDM	Sheet No: 2
Project No: IC 3856-006	of: 2

Council Packet

RESOLUTION #041717-03

RESOLUTION TO SET THE DATE FOR PUBLIC HEARING FOR TO SELL LOT #9 IN THE CHERRY LANE SUBDIVISION

WHEREAS, the City of Riverside, Iowa, will set the date to hold a public hearing on the Sale of Lot #9, in the Cherry Lane Subdivision to James and Janet Volk, on May 1st, 2017 at 6:40 p.m. in the City Council Chambers located at the Riverside City Hall, 60 North Greene Street, Riverside, Iowa.

THEREFORE, BE IT RESOLVED, The City of Riverside City Council, hereby approves the date for the Public Hearing.

IT WAS MOVED BY Councilperson _____, seconded by Councilperson _____ to approve the foregoing resolution.

Roll Call: Schneider, Sexton, Schnoebelen, Weber, Redlinger

Ayes:

Nays:

Abstain/Absent:

PASSED AND APPROVED by the City Council of Riverside, Iowa and approved this 17th day of April, 2017.

Signed: _____
Allen Schneider, Mayor

Attest : _____
Lory Young, City Clerk

NOTICE OF PUBLIC HEARING
FOR THE CITY COUNCIL
OF THE CITY OF RIVERSIDE, IOWA

The City Council of the City of Riverside, Iowa will hold a public hearing for the purpose of selling property located on Cherry Lane - Lot #9 to James and Janet Volk in the amount of $35,000.00. The Public Hearing will be held during the City Council meeting on Monday, May 1st, at 6:40 p.m., at City of Riverside City Hall.

All interested persons are invited to attend the public hearing and to offer comments, orally or in writing, in support of or in opposition of the sale. Written comments may be submitted to the Riverside City Clerk, P.O. Box 188, Riverside, IA 52327-0188, in advance of the public hearing. Any questions regarding the sale of property may also be directed to City Hall.

This notice is published at the direction of the City Council for the City of Riverside, Iowa.

Lory Young

From: Kelly Litwiller <cityadministrator@cityofwellman.com>
Sent: Thursday, April 06, 2017 11:12 AM
To: 'Ryan Schlabaugh'; 'Lory Young'
Subject: Sr Dining Information
Attachments: 20170406101134099.pdf; 20170406101156771.pdf; 20170406101243728.pdf; _Certification_.htm

Thanks for taking the time to discuss this morning. Here are the financials for Fy17. This data is for July to January. We don't have the 3rd quarter information yet. You will see that the first half of the year we were roughly $6,000 short – with projections of the next two quarters staying along the same line we will end up being $18,000 for the year.

I know there was a lot thrown out this morning on different options, please review the information and let me know your feedback on potential options.

Our commission and council is to the point where Wellman is subsidizing the entire program for surrounding communities to utilize, but financially we cannot handle. We need to figure out an agreement for Kalona (already) and Riverside (potentially) using the facility. Commission has agreed that if we can't come to an agreement then we will need to discontinue services for outside of Wellman. I would like for us to come to an agreement as I am sure there are several residents who could benefit from the program.

I will follow up with you in the next couple of weeks. Feel free to call me with any questions or to discuss further.

Thanks
Kelly

No virus found in this message.
Checked by AVG - www.avg.com
Version: 2016.0.8012 / Virus Database: 4769/14284 - Release Date: 04/10/17

FY 2017 GOODWIN CENTER COMMISSION FINANCIAL REPORT

THROUGH Jan 2017 SENIOR DINING DONATION FUND

FY BEGINNING BALANCE	**7,788.22**

REVENUES LINE ITEM	YTD RECVD
Interest on Deposits	7.13
Rents and Royalties	1,675.00
Contributions and Donations (donation jar)	1,317.75
Memorials	465.00
Special Fund Raisers	1,765.00
Other Miscellaneous Revenue (Riverboat grant)	13,691.83
Transfers In: Sr Dining Floor	
From LOST	2,325.00
From Sr Dining Cap	3,000.00
TOTAL REV	**24,246.71**

EXPENDITURES LINE ITEM	YTD EXPND
Dues,Memberships,Magazines	163.25
Miscellaneous Contract (repairs)	19,177.82
Utility Services (Elec,gas,water)	2,493.42
Telephone	215.58
Advertising and Publications	0.00
Laundry & Other Sanitation	57.00
Contributions (condo fee)	969.00
Other Capital Equipment	0.00
Office Suupplies	20.00
Operating Supplies & Materials	786.72
Postage and Shipping	0.00
Recreation Activities (event trips)	0.00
Misc Commodities (fund raisers)	110.98
Transfers out	0.00
TOTAL EXP	**23,993.77**
ENDING BALANCE	**8,041.16**

SENIOR CENTER CAPITAL FUND

BEGINNING BALANCE	**15,054.64**

REVENUES LINE ITEM	YTD RECVD
Interest on Deposits	0.00
Contributions and Donations	0.00
TOTAL REV	**0.00**

EXPENDITURES LINE ITEM	MTD EXPND
Operating Supplies & Materials	4,003.35
Transfers Out	
To Commission Fund : 183	3,000.00
ENDING BALANCE	**8,051.29**

AOAAA1 Elder Services, Inc.

Profit & Loss

July through December 2016

12:03 PM
01/12/2017

	Jul - Sep 16	Oct - Dec 16	TOTAL
Ordinary Income/Expense			
Income			
4450 · Other Grants			
4465 · Washington Co. Riverboat Found.	1,119.00	0.00	1,119.00
Total 4450 · Other Grants	1,119.00	0.00	1,119.00
4500 · Program Services Revenue			
4501 · Nutrition Services Revenue			
4516 · Private Pay Meals			
4527 · Wellman Contributions	15,942.82	7,270.21	23,213.03
Total 4516 · Private Pay Meals	15,942.82	7,270.21	23,213.03
Total 4501 · Nutrition Services Revenue	15,942.82	7,270.21	23,213.03
Total 4500 · Program Services Revenue	15,942.82	7,270.21	23,213.03
5000 · Miscellaneous Revenue			
5490 · Miscellaneous Revenue	241.73	0.00	241.73
5492 · Rebates & Refunds	22.98	26.54	49.52
Total 5000 · Miscellaneous Revenue	264.71	26.54	291.25
Total Income	17,326.53	7,296.75	24,623.28
Gross Profit	17,326.53	7,296.75	24,623.28
Expense			
7200 · Salaries & Related Expenses			
7210 · Salaries & Wages	7,997.11	7,358.05	15,355.16
7220 · Salaries - Overtime	0.00	0.00	0.00
7240 · Payroll Taxes/Unemployment Ins	661.51	578.81	1,240.32
7250 · Health Insurance	1,876.20	2,002.51	3,878.71
7255 · Dental Insurance	75.78	82.00	157.78
Total 7200 · Salaries & Related Expenses	10,610.60	10,021.37	20,631.97
7500 · Other Personnel Expenses			
7550 · Contract Workers	414.63	266.40	681.03
Total 7500 · Other Personnel Expenses	414.63	266.40	681.03
8100 · Non-personnel Expenses			

8101 · Nutrition Expenses			
8105 · Food Costs	4,831.45	4,477.83	9,309.28
8111 · Nutrition Kitchen Supplies	421.54	173.78	595.32
8113 · Meal Delivery Expense	(194.74)	(179.76)	(374.50)
Total 8101 · Nutrition Expenses	5,058.25	4,471.85	9,530.10
8110 · Office Supplies	0.00	91.14	91.14
8165 · Repairs & Maintenance	101.76	560.50	662.26
Total 8100 · Non-personnel Expenses	5,160.01	5,123.49	10,283.50
Total Expense	16,185.24	15,411.26	31,596.50
Net Ordinary Income	1,141.29	(8,114.51)	(6,973.22)
Other Income/Expense			
Other Income			
5920 · In Kind Donations	442.11	467.69	909.80
Total Other Income	442.11	467.69	909.80
Net Other Income	442.11	467.69	909.80
Net Income	1,583.40	(7,646.82)	(6,063.42)

SR DINING KALONA ATTENDANCE - 2016/2017

DATE	DAY TOTAL	# KALONA	KALONA PERCENTAGE
7/1/16	25	1	4.00%
7/5/16	36	2	5.56%
7/6/16	22	7	31.82%
7/7/16	39	1	2.56%
7/11/16	25	1	4.00%
7/12/16	58	20	34.48%
7/13/16	38	16	42.11%
7/14/16	38	2	5.26%
7/15/16	28	4	14.29%
7/19/16	45	1	2.22%
7/20/16	32	11	34.38%
7/21/16	48	4	8.33%
7/22/16	24	2	8.33%
7/25/16	30	1	3.33%
7/26/16	42	2	4.76%
7/27/16	36	10	27.78%
7/28/16	47	1	2.13%
7/29/16	24	2	8.33%
8/1/16	45	1	2.22%
8/3/16	21	4	19.05%
8/4/16	47	3	6.38%
8/5/16	16	1	6.25%
8/9/16	38	2	5.26%
8/10/16	37	2	5.41%
8/11/16	43	3	6.98%
8/12/16	24	2	8.33%
8/16/16	55	4	7.27%
8/17/16	25	6	24.00%
8/18/16	48	4	8.33%
8/19/16	23	2	8.70%
8/22/16	21	1	4.76%
8/23/16	43	3	6.98%
8/24/16	46	17	36.96%
8/25/16	26	1	3.85%
8/26/16	24	2	8.33%
8/29/16	35	3	8.57%
8/30/16	32	2	6.25%
		151	

DATE	DAY TOTAL	# KALONA	KALONA PERCENTAGE
9/1/16	25	1	4.00%
9/2/16	31	12	38.71%
9/6/16	40	16	40.00%
9/7/16	26	6	23.08%
9/8/16	22	2	9.09%
9/9/16	20	1	5.00%
9/12/16	32	2	6.25%
9/13/16	18	1	5.56%
9/14/16	39	13	33.33%
9/15/16	25	2	8.00%
9/16/16	24	2	8.33%
9/20/16	19	2	10.53%
9/21/16	22	4	18.18%
9/22/16	31	6	19.35%
9/26/16	22	3	13.64%
9/27/16	26	3	11.54%
9/28/16	29	7	24.14%
9/29/16	29	3	10.34%
9/30/16	29	3	10.34%
10/4/16	19	1	5.26%
10/5/16	32	15	46.88%
10/6/16	25	2	8.00%
10/10/16	29	1	3.45%
10/11/16	30	2	6.67%
10/12/16	23	10	43.48%
10/13/16	24	2	8.33%
10/14/16	21	1	4.76%
10/18/16	22	2	9.09%
10/19/16	33	12	36.36%
10/20/16	16	1	6.25%
10/21/16	24	1	4.17%
10/24/16	22	3	13.64%
10/25/16	15	1	6.67%
10/26/16	33	12	36.36%
10/27/16	23	2	8.70%
10/28/16	27	8	29.63%
10/31/16	39	6	15.38%
		171	

JULY 2016 - OCT 2016 KALONA ATTENDEES 322

SR DINING KALONA ATTENDANCE - 2016/2017

DATE	DAY TOTAL	# KALONA	KALONA PERCENTAGE
11/1/16	29	4	13.79%
11/2/16	26	2	7.69%
11/3/16	22	1	4.55%
11/4/16	32	2	6.25%
11/7/16	24	1	4.17%
11/8/16	34	14	41.18%
11/9/16	37	13	35.14%
11/10/16	24	3	12.50%
11/14/16	21	2	9.52%
11/15/16	27	4	14.81%
11/16/16	36	13	36.11%
11/18/16	22	3	13.64%
11/22/16	28	4	14.29%
11/23/16	53	19	35.85%
11/28/16	32	3	9.38%
11/29/16	27	1	3.70%
11/30/16	42	14	33.33%
12/2/16	26	3	11.54%
12/5/16	27	2	7.41%
12/6/16	27	2	7.41%
12/7/16	25	8	32.00%
12/9/16	26	3	11.54%
12/12/16	22	1	4.55%
12/13/16	28	3	10.71%
12/14/16	31	2	6.45%
12/15/16	26	1	3.85%
12/16/16	19	3	15.79%
12/20/16	24	5	20.83%
12/21/16	39	15	38.46%
12/23/16	52	3	5.77%
12/28/16	30	10	33.33%
12/29/16	19	1	5.26%
12/30/16	19	2	10.53%
		167	

DATE	DAY TOTAL	# KALONA	KALONA PERCENTAGE

NOV 2016 - DEC 2016 KALONA ATTENDEES 167

1st Half of 2016-2017 TOTAL DINE-IN ATTENDEES	**3508**	
1st Half of 2016-2017 TOTAL KALONA ATTENDEES	**489**	**13.94%**

SR DINING KALONA ATTENDANCE - 2016/2017

DATE	DAY TOTAL	# KALONA	KALONA PERCENTAGE
1/3/17	41	15	36.59%
1/4/17	30	7	23.33%
1/5/17	18	1	5.56%
1/6/17	23	3	13.04%
1/10/17	28	1	3.57%
1/9/17	22	1	4.55%
1/11/17	39	15	38.46%
1/12/17	19	1	5.26%
1/13/17	22	1	4.55%
1/17/17	21	4	19.05%
1/18/17	31	11	35.48%
1/23/17	27	2	7.41%
1/24/17	19	2	10.53%
1/25/17	33	15	45.45%
1/27/17	24	1	4.17%
1/30/17	29	2	6.90%
1/31/17	17	2	11.76%
2/1/17	30	13	43.33%
2/2/17	22	1	4.55%
2/3/17	19	1	5.26%
2/6/17	26	1	3.85%
2/8/17	39	16	41.03%
2/9/17	20	2	10.00%
2/13/17	18	1	5.56%
2/15/17	29	12	41.38%
2/16/17	21	2	9.52%
2/21/17	20	1	5.00%
2/22/17	43	17	39.53%
2/23/17	27	12	44.44%
2/27/17	32	3	9.38%
2/28/17	24	1	4.17%
		167	

DATE	DAY TOTAL	# KALONA	KALONA PERCENTAGE
3/1/17	26	10	38.46%
3/2/17	20	1	5.00%
3/3/17	21	1	4.76%
3/6/17	22	3	13.64%
3/7/17	37	15	40.54%
3/8/17	46	19	41.30%
3/10/17	28	1	3.57%
3/13/17	14	1	7.14%
3/14/17	23	2	8.70%
3/15/17	37	12	32.43%
3/17/17	26	2	7.69%
3/22/17	40	14	35.00%
3/23/17	38	4	10.53%
3/24/17	33	4	12.12%
3/27/17	28	2	7.14%
3/28/17	27	4	14.81%
3/29/17	48	14	29.17%
3/30/17	32	2	6.25%
		111	

JAN 2017 - MAR 2017 KALONA ATTENDEES 278

3 Quarters of 2016-2017 TOTAL DINE-IN ATTENDEES	**5153**	
3 Quarters of 2016-2017 TOTAL KALONA ATTENDEES	**767**	**14.88%**

KALONA ATTENDANCE COMPARISON 2013-2016

	2013 -2014	2014-2015	2015-2016
TOTAL DINE-IN ATTENDEES	7748	7174	7078
TOTAL KALONA ATTENDEES	1266	1431	1115
KALONA %	16.34%	19.95%	15.75%

SR DINING KALONA ATTENDANCE - 2013/2014

DATE	DAY TOTAL	# KALONA	KALONA PERCENTAGE
7/3/13	50	24	48.00%
7/10/13	49	23	46.94%
7/12/13	30	3	10.00%
7/17/13	45	24	53.33%
7/19/13	32	4	12.50%
7/22/13	30	3	10.00%
7/23/13	22	1	4.55%
7/24/13	54	27	50.00%
7/25/13	26	1	3.85%
7/26/13	32	4	12.50%
7/30/13	31	4	12.90%
7/31/13	48	20	41.67%
8/1/13	31	1	3.23%
8/2/13	11	1	9.09%
8/5/13	38	1	2.63%
8/7/13	49	22	44.90%
8/8/13	23	1	4.35%
8/9/13	29	1	3.45%
8/12/13	27	1	3.70%
8/13/13	25	1	4.00%
8/14/13	47	23	48.94%
8/15/13	30	1	3.33%
8/21/13	40	22	55.00%
8/26/13	32	3	9.38%
8/27/13	29	2	6.90%
8/28/13	45	22	48.89%
8/29/13	21	1	4.76%
8/30/13	30	2	6.67%
		243	

DATE	DAY TOTAL	# KALONA	KALONA PERCENTAGE
9/3/13	27	1	3.70%
9/4/13	45	22	48.89%
9/9/13	26	1	3.85%
9/10/13	30	1	3.33%
9/11/13	50	21	42.00%
9/12/13	33	1	3.03%
9/18/13	43	22	51.16%
9/25/13	46	22	47.83%
9/26/13	29	2	6.90%
9/27/13	29	3	10.34%
9/30/16	31	4	12.90%
10/1/13	46	22	47.83%
10/2/13	40	16	40.00%
10/4/13	30	3	10.00%
10/9/13	47	21	44.68%
10/14/13	25	1	4.00%
10/16/13	41	21	51.22%
10/18/13	28	1	3.57%
10/23/13	34	14	41.18%
10/24/13	26	1	3.85%
10/25/13	42	2	4.76%
10/28/13	30	2	6.67%
10/29/13	37	3	8.11%
10/30/13	40	21	52.50%
		228	

JULY 2013 - OCT 2013 KALONA ATTENDEES 471

SR DINING KALONA ATTENDANCE - 2013/2014

DATE	DAY TOTAL	# KALONA	KALONA PERCENTAGE
11/1/13	30	1	3.33%
11/5/13	26	1	3.85%
11/6/13	45	21	46.67%
11/11/13	25	2	8.00%
11/12/13	44	1	2.27%
11/13/13	48	22	45.83%
11/14/13	27	1	3.70%
11/19/13	39	1	2.56%
11/20/13	40	17	42.50%
11/22/13	36	3	8.33%
11/25/13	27	1	3.70%
11/26/13	23	1	4.35%
11/27/13	49	23	46.94%
11/29/13	23	2	8.70%
12/2/13	28	1	3.57%
12/3/13	42	13	30.95%
12/4/13	35	13	37.14%
12/5/13	29	1	3.45%
12/6/13	31	1	3.23%
12/9/13	27	1	3.70%
12/10/13	29	1	3.45%
12/11/13	30	2	6.67%
12/12/13	28	1	3.57%
12/13/13	25	1	4.00%
12/17/13	24	1	4.17%
12/18/13	36	12	33.33%
12/20/13	15	1	6.67%
12/23/13	18	1	5.56%
12/26/13	25	1	4.00%
12/30/13	24	1	4.17%
12/31/13	27	1	3.70%
		150	

DATE	DAY TOTAL	# KALONA	KALONA PERCENTAGE
1/2/14	21	1	4.76%
1/3/14	24	2	8.33%
1/8/14	36	15	41.67%
1/9/14	23	1	4.35%
1/13/14	25	1	4.00%
1/14/14	27	1	3.70%
1/15/14	45	19	42.22%
1/16/14	27	1	3.70%
1/17/14	21	1	4.76%
1/22/14	44	17	38.64%
1/23/14	25	1	4.00%
1/24/14	40	2	5.00%
1/28/14	30	1	3.33%
1/29/14	52	22	42.31%
1/30/14	24	1	4.17%
1/31/14	25	1	4.00%
2/3/14	24	1	4.17%
2/4/14	48	16	33.33%
2/6/14	27	1	3.70%
2/7/14	29	2	6.90%
2/10/14	38	2	5.26%
2/11/14	28	1	3.57%
2/12/14	43	13	30.23%
2/13/14	26	1	3.85%
2/18/14	26	1	3.85%
2/19/14	40	14	35.00%
2/20/14	29	1	3.45%
2/21/14	37	2	5.41%
2/25/14	20	1	5.00%
2/26/14	27	12	44.44%
2/27/14	25	2	8.00%
2/28/14	31	1	3.23%
		158	

NOV 2013 - FEB 2014 KALONA ATTENDEES 308

SR DINING KALONA ATTENDANCE - 2013/2014

DATE	DAY TOTAL	# KALONA	KALONA PERCENTAGE
3/3/14	27	1	3.70%
3/4/14	24	1	4.17%
3/5/14	28	3	10.71%
3/6/14	29	1	3.45%
3/7/14	28	1	3.57%
3/10/14	28	1	3.57%
3/11/14	26	1	3.85%
3/12/14	44	20	45.45%
3/13/14	23	1	4.35%
3/14/14	4	33	1.00%
3/18/14	30	1	3.33%
3/19/14	43	12	27.91%
3/20/14	28	3	10.71%
3/21/14	33	2	6.06%
3/24/14	29	1	3.45%
3/25/14	26	2	7.69%
3/26/14	48	21	43.75%
3/27/14	33	1	3.03%
3/28/14	37	1	2.70%
3/31/14	35	1	2.86%
4/1/14	40	3	7.50%
4/2/14	47	18	38.30%
4/3/14	30	1	3.33%
4/4/14	34	2	5.88%
4/7/14	61	19	31.15%
4/8/14	41	1	2.44%
4/9/14	44	14	31.82%
4/10/14	39	1	2.56%
4/11/14	28	1	3.57%
4/14/14	33	2	6.06%
4/16/14	54	20	37.04%
4/17/14	47	2	4.26%
4/18/14	34	2	5.88%
4/22/14	33	1	3.03%
4/23/14	53	21	39.62%
4/24/14	26	1	3.85%
4/25/14	38	4	10.53%
4/28/14	27	1	3.70%
4/30/14	49	17	34.69%
		239	

DATE	DAY TOTAL	# KALONA	KALONA PERCENTAGE
5/1/14	35	2	5.71%
5/2/14	26	1	3.85%
5/5/14	29	2	6.90%
5/6/14	29	2	6.90%
5/7/14	43	14	32.56%
5/8/14	29	1	3.45%
5/9/14	40	3	7.50%
5/12/14	27	1	3.70%
5/13/14	25	1	4.00%
5/14/14	40	15	37.50%
5/15/14	39	1	2.56%
5/16/14	32	2	6.25%
5/20/14	22	1	4.55%
5/21/14	54	25	46.30%
5/22/14	37	3	8.11%
5/23/14	31	1	3.23%
5/27/14	37	2	5.41%
5/28/14	44	21	47.73%
5/29/14	24	1	4.17%
5/30/14	31	1	3.23%
6/2/14	34	2	5.88%
6/3/14	59	29	49.15%
6/4/14	52	23	44.23%
6/5/14	27	1	3.70%
6/6/14	42	4	9.52%
6/9/14	34	2	5.88%
6/10/14	36	2	5.56%
6/11/14	57	23	40.35%
6/12/14	28	2	7.14%
6/13/14	31	4	12.90%
6/17/16	24	2	8.33%
6/18/14	47	18	38.30%
6/19/14	30	1	3.33%
6/20/14	31	2	6.45%
6/24/14	29	3	10.34%
6/25/14	48	27	56.25%
6/27/14	31	2	6.45%
6/30/16	30	1	3.33%
		248	

487

MAR 2014 - JUN 2014 KALONA ATTENDEES

2013-2014 TOTAL DINE-IN ATTENDEES	**7748**	
2013-2014 TOTAL KALONA ATTENDEES	**1266**	**16.34%**

SR DINING KALONA ATTENDANCE - 2014/2015

DATE	DAY TOTAL	# KALONA	KALONA PERCENTAGE
7/1/14	32	2	6.25%
7/2/14	70	18	25.71%
7/3/14	28	1	3.57%
7/7/14	31	1	3.23%
7/8/14	23	1	4.35%
7/9/14	64	35	54.69%
7/10/14	32	2	6.25%
7/11/14	26	2	7.69%
7/14/14	29	1	3.45%
7/15/14	27	1	3.70%
7/16/14	53	31	58.49%
7/18/14	27	1	3.70%
7/22/14	28	2	7.14%
7/23/14	35	20	57.14%
7/24/14	28	4	14.29%
7/25/14	33	2	6.06%
7/28/14	27	1	3.70%
7/29/14	43	5	11.63%
7/30/14	42	25	59.52%
7/31/14	33	3	9.09%
8/1/14	30	1	3.33%
8/4/14	25	1	4.00%
8/5/14	56	28	50.00%
8/6/14	43	18	41.86%
8/7/14	29	1	3.45%
8/8/14	19	3	15.79%
8/11/14	30	1	3.33%
8/12/14	23	2	8.70%
8/14/14	30	4	13.33%
8/15/14	26	1	3.85%
8/19/14	25	2	8.00%
8/20/14	46	20	43.48%
8/21/14	29	3	10.34%
8/22/14	31	4	12.90%
8/25/14	26	1	3.85%
8/26/14	28	1	3.57%
8/27/14	46	22	47.83%
8/28/14	26	2	7.69%
8/29/14	27	3	11.11%
		276	

DATE	DAY TOTAL	# KALONA	KALONA PERCENTAGE
9/2/2014	33	1	3.03%
9/3/2014	37	19	51.35%
9/4/2014	22	1	4.55%
9/5/2014	27	1	3.70%
9/8/2014	26	2	7.69%
9/9/2014	26	1	3.85%
9/10/2014	62	34	54.84%
9/11/2014	34	4	11.76%
9/12/2014	26	3	11.54%
9/16/2014	25	3	12.00%
9/17/2014	36	20	55.56%
9/18/2014	35	3	8.57%
9/19/2014	31	3	9.68%
9/22/2014	23	1	4.35%
9/23/2014	19	1	5.26%
9/24/2014	57	30	52.63%
9/25/2014	28	3	10.71%
9/29/2014	31	2	6.45%
9/30/2014	31	1	3.23%
10/1/14	45	22	3.23%
10/2/14	30	2	3.23%
10/3/14	21	1	3.23%
10/6/14	41	2	3.23%
10/7/14	28	1	3.23%
10/8/14	48	20	3.23%
10/9/14	20	1	3.23%
10/13/14	24	1	3.23%
10/14/14	32	2	3.23%
10/15/14	39	16	3.23%
10/16/14	23	3	3.23%
10/17/14	22	1	3.23%
10/21/14	30	1	3.23%
10/22/14	42	21	3.23%
10/23/14	28	1	3.23%
10/24/14	18	1	3.23%
10/27/14	20	1	3.23%
10/28/14	27	2	3.23%
10/29/14	44	20	3.23%
10/30/14	19	1	3.23%
10/31/14	25	1	3.23%
		254	

JUL 2014 - OCT 2014 KALONA ATTENDEES 530

SR DINING KALONA ATTENDANCE - 2014/2015

DATE	DAY TOTAL	# KALONA	KALONA PERCENTAGE
11/3/14	24	2	8.33%
11/4/14	23	1	4.35%
11/5/14	35	22	62.86%
11/7/14	24	3	12.50%
11/10/14	22	1	4.55%
11/11/14	22	1	4.55%
11/12/14	40	15	37.50%
11/13/14	22	1	4.55%
11/14/14	28	1	3.57%
11/18/14	28	4	14.29%
11/19/14	40	20	50.00%
11/24/14	17	1	5.88%
11/25/14	16	1	6.25%
11/26/14	40	12	30.00%
11/28/14	14	2	14.29%
12/1/14	33	1	3.03%
12/2/14	46	18	39.13%
12/3/14	34	15	44.12%
12/4/14	26	1	3.85%
12/5/14	25	1	4.00%
12/8/14	27	2	7.41%
12/9/14	28	2	7.14%
12/10/28	28	2	7.14%
12/11/14	19	1	5.26%
12/12/14	23	1	4.35%
12/16/14	28	1	3.57%
12/17/14	36	18	50.00%
12/18/14	31	2	6.45%
12/19/14	33	5	15.15%
12/23/14	23	1	4.35%
12/24/14	56	18	32.14%
12/26/14	23	1	4.35%
12/29/14	18	1	5.56%
12/30/14	30	2	6.67%
12/31/14	32	13	40.63%
		193	

DATE	DAY TOTAL	# KALONA	KALONA PERCENTAGE
1/2/15	24	1	4.17%
1/5/15	23	1	4.35%
1/7/15	24	8	33.33%
1/8/15	16	1	6.25%
1/9/15	22	1	4.55%
1/12/15	30	1	3.33%
1/14/15	32	16	50.00%
1/16/15	27	5	18.52%
1/21/15	40	16	40.00%
1/22/15	36	4	11.11%
1/23/15	23	2	8.70%
1/26/15	26	1	3.85%
1/27/15	31	3	9.68%
1/28/15	50	27	54.00%
1/29/15	28	1	3.57%
1/30/15	21	1	4.76%
2/3/15	44	18	40.91%
2/4/15	29	12	41.38%
2/11/15	42	22	52.38%
2/13/15	26	2	7.69%
2/17/15	20	3	15.00%
2/18/15	41	19	46.34%
2/20/15	35	1	2.86%
2/23/15	21	1	4.76%
2/24/15	21	2	9.52%
2/25/15	33	13	39.39%
2/27/15	16	2	12.50%
		184	

NOV 2014 - FEB 2015 KALONA ATTENDEES

377

SR DINING KALONA ATTENDANCE - 2014/2015

DATE	DAY TOTAL	# KALONA	KALONA PERCENTAGE
3/2/15	20	1	5.00%
3/4/15	31	16	51.61%
3/5/15	24	1	4.17%
3/6/15	28	4	14.29%
3/9/15	24	2	8.33%
3/10/15	19	1	5.26%
3/11/15	46	23	50.00%
3/13/15	32	5	15.63%
3/17/15	22	1	4.55%
3/18/15	32	18	56.25%
3/20/15	28	5	17.86%
3/23/15	27	3	11.11%
3/24/15	24	1	4.17%
3/25/15	33	18	54.55%
3/27/15	36	3	8.33%
3/30/15	22	1	4.55%
3/31/15	28	2	7.14%
4/1/15	42	16	38.10%
4/3/15	24	3	12.50%
4/6/15	53	21	39.62%
4/7/15	26	2	7.69%
4/8/15	38	15	39.47%
4/9/15	17	1	5.88%
4/10/15	22	1	4.55%
4/15/15	35	19	54.29%
4/16/15	24	4	16.67%
4/17/15	16	2	12.50%
4/21/15	27	5	18.52%
4/22/15	38	20	52.63%
4/23/15	20	2	10.00%
4/24/15	32	3	9.38%
4/27/15	23	3	13.04%
4/28/15	26	3	11.54%
4/29/15	44	25	56.82%
4/30/15	23	2	8.70%
		252	

DATE	DAY TOTAL	# KALONA	KALONA PERCENTAGE
5/1/15	30	2	6.67%
5/4/15	25	3	12.00%
5/5/15	27	2	7.41%
5/6/15	51	29	56.86%
5/7/15	23	1	4.35%
5/8/15	22	2	9.09%
5/11/15	34	2	5.88%
5/12/15	21	2	9.52%
5/13/15	38	18	47.37%
5/14/15	29	5	17.24%
5/15/15	28	6	21.43%
5/19/15	26	3	11.54%
5/20/15	43	20	46.51%
5/21/15	28	3	10.71%
5/22/15	35	3	8.57%
5/26/15	35	5	14.29%
5/27/15	39	19	48.72%
5/28/15	25	2	8.00%
5/29/15	31	2	6.45%
6/1/15	53	29	54.72%
6/2/15	23	1	4.35%
6/3/15	32	19	59.38%
6/4/15	27	2	7.41%
6/5/15	25	2	8.00%
6/8/15	23	2	8.70%
6/9/15	33	3	9.09%
6/10/15	35	18	51.43%
6/11/15	35	4	11.43%
6/12/15	19	2	10.53%
6/16/15	31	4	12.90%
6/17/15	42	19	45.24%
6/18/15	30	3	10.00%
6/19/15	31	3	9.68%
6/22/15	26	2	7.69%
6/23/15	25	2	8.00%
6/24/15	41	12	29.27%
6/25/15	22	3	13.64%
6/26/15	25	5	20.00%
6/29/15	24	4	16.67%
6/30/15	33	4	12.12%
		272	

MAR 2015 - JUN 2015 KALONA ATTENDEES 524

2014-2015 TOTAL DINE-IN ATTENDEES	**7174**	
2014-2015 TOTAL KALONA ATTENDEES	**1431**	**19.95%**

SR DINING KALONA ATTENDANCE - 2015/2016

DATE	DAY TOTAL	# KALONA	KALONA PERCENTAGE
7/1/15	32	14	43.75%
7/2/15	25	2	8.00%
7/6/15	29	3	10.34%
7/7/15	27	2	7.41%
7/8/15	38	16	42.11%
7/9/15	23	1	4.35%
7/13/15	24	2	8.33%
7/14/15	39	3	7.69%
7/15/15	33	13	39.39%
7/16/15	22	2	9.09%
7/1715	22	3	13.64%
7/21/15	17	1	5.88%
7/22/15	31	11	35.48%
7/23/15	34	4	11.76%
7/24/15	32	1	3.13%
7/27/15	26	1	3.85%
7/28/15	24	3	12.50%
7/29/15	38	15	39.47%
7/30/15	30	3	10.00%
7/31/15	24	2	8.33%
8/3/15	46	17	36.96%
8/4/15	24	1	4.17%
8/5/15	32	19	59.38%
8/6/15	29	1	3.45%
8/7/15	39	3	7.69%
8/10/15	23	3	13.04%
8/11/15	26	1	3.85%
8/13/15	19	2	10.53%
8/14/15	20	1	5.00%
8/18/15	28	2	7.14%
8/19/15	34	14	41.18%
8/20/15	19	3	15.79%
8/21/15	31	3	9.68%
8/24/15	26	3	11.54%
8/25/15	24	2	8.33%
8/26/15	39	18	46.15%
8/27/15	35	3	8.57%
8/28/15	29	3	10.34%
8/31/15	28	2	7.14%
		203	

DATE	DAY TOTAL	# KALONA	KALONA PERCENTAGE
9/1/15	25	1	4.00%
9/2/15	30	11	36.67%
9/8/15	27	3	11.11%
9/9/15	27	10	37.04%
9/10/15	17	1	5.88%
9/11/15	24	2	8.33%
9/14/15	18	1	5.56%
9/15/15	22	1	4.55%
9/16/15	40	17	42.50%
9/17/15	28	3	10.71%
9/18/15	20	3	15.00%
9/22/15	19	2	10.53%
9/23/15	26	13	50.00%
9/24/15	21	1	4.76%
9/25/15	18	2	11.11%
9/28/15	28	3	10.71%
9/29/15	24	2	8.33%
9/30/15	27	9	33.33%
10/1/15	26	2	7.69%
10/2/15	32	6	18.75%
10/5/15	26	2	7.69%
10/6/15	45	20	44.44%
10/7/15	19	6	31.58%
10/8/15	22	1	4.55%
10/9/15	21	4	19.05%
10/12/15	20	1	5.00%
10/14/15	48	21	43.75%
10/15/15	19	4	21.05%
10/16/15	26	2	7.69%
10/21/15	34	14	41.18%
10/20/15	20	2	10.00%
10/22/15	20	3	15.00%
10/23/15	25	2	8.00%
10/26/15	23	2	8.70%
10/27/15	20	4	20.00%
10/28/15	39	16	41.03%
10/29/15	26	3	11.54%
10/30/15	23	2	8.70%
		202	

JULY 2015 - OCT 2015 KALONA ATTENDEES

405

SR DINING KALONA ATTENDANCE - 2015/2016

DATE	DAY TOTAL	# KALONA	KALONA PERCENTAGE
11/2/15	17	3	17.65%
11/3/15	21	1	4.76%
11/4/15	31	15	48.39%
11/5/15	19	1	5.26%
11/6/15	18	2	11.11%
11/9/15	20	2	10.00%
11/10/15	20	1	5.00%
11/12/15	21	2	9.52%
11/13/15	24	2	8.33%
11/18/15	30	11	36.67%
11/19/15	27	5	18.52%
11/20/15	27	2	7.41%
11/23/15	25	2	8.00%
11/24/15	22	3	13.64%
11/25/15	54	24	44.44%
11/30/15	28	1	3.57%
12/1/15	24	2	8.33%
12/2/15	26	6	23.08%
12/3/15	21	1	4.76%
12/4/15	20	1	5.00%
12/7/15	25	1	4.00%
12/8/15	61	2	3.28%
12/9/15	20	3	15.00%
12/10/15	24	1	4.17%
12/11/15	30	3	10.00%
12/14/15	18	2	11.11%
12/15/15	23	3	13.04%
12/16/15	31	9	29.03%
12/17/15	19	1	5.26%
12/18/15	25	3	12.00%
12/22/15	32	4	12.50%
12/23/15	70	16	22.86%
12/29/15	15	1	6.67%
12/30/15	29	11	37.93%
12/31/15	28	1	3.57%
		148	

DATE	DAY TOTAL	# KALONA	KALONA PERCENTAGE
1/4/16	24	2	8.33%
1/5/16	33	12	36.36%
1/6/16	20	5	25.00%
1/8/16	27	1	3.70%
1/11/16	20	1	5.00%
1/12/16	22	1	4.55%
1/13/16	38	13	34.21%
1/14/16	20	1	5.00%
1/15/16	21	1	4.76%
1/20/16	31	13	41.94%
1/21/16	22	1	4.55%
1/25/16	26	1	3.85%
1/26/16	19	1	5.26%
1/27/16	28	8	28.57%
1/28/16	30	2	6.67%
2/1/16	22	2	9.09%
2/3/16	30	16	53.33%
2/4/16	20	1	5.00%
2/10/16	31	8	25.81%
2/11/16	26	3	11.54%
2/12/16	24	1	4.17%
2/17/16	32	14	43.75%
2/19/16	32	2	6.25%
2/22/16	23	1	4.35%
2/23/16	25	1	4.00%
2/24/16	29	15	51.72%
2/26/16	34	2	5.88%
2/29/16	35	4	11.43%
		133	

NOV 2015 - FEB 2016 KALONA ATTENDEES 281

SR DINING KALONA ATTENDANCE - 2015/2016

DATE	DAY TOTAL	# KALONA	KALONA PERCENTAGE
3/1/16	42	17	40.48%
3/2/16	57	13	22.81%
3/3/16	24	3	12.50%
3/4/16	25	1	4.00%
3/7/16	20	1	5.00%
3/8/16	22	1	4.55%
3/9/16	50	22	44.00%
3/10/16	25	1	4.00%
3/11/16	42	2	4.76%
3/14/16	22	1	4.55%
3/15/16	28	3	10.71%
3/16/16	42	19	45.24%
3/17/16	24	3	12.50%
3/22/16	18	3	16.67%
3/23/16	28	5	17.86%
3/24/16	19	1	5.26%
3/28/16	25	1	4.00%
3/29/16	31	4	12.90%
3/30/16	31	10	32.26%
3/31/16	23	3	13.04%
4/1/16	22	1	4.55%
4/4/16	26	4	15.38%
4/5/16	26	2	7.69%
4/6/16	48	18	37.50%
4/8/16	23	2	8.70%
4/11/16	23	2	8.70%
4/12/16	27	1	3.70%
4/13/16	40	14	35.00%
4/14/16	29	4	13.79%
4/15/16	29	2	6.90%
4/19/16	22	1	4.55%
4/20/16	30	13	43.33%
4/21/16	24	2	8.33%
4/22/16	30	3	10.00%
4/25/16	27	1	3.70%
4/26/16	24	1	4.17%
4/27/16	32	15	46.88%
4/28/16	31	4	12.90%
4/29/16	25	4	16.00%
		208	

DATE	DAY TOTAL	# KALONA	KALONA PERCENTAGE
5/2/16	21	2	9.52%
5/3/16	42	17	40.48%
5/4/16	26	9	34.62%
5/5/16	31	7	22.58%
5/6/16	25	1	4.00%
5/9/16	25	1	4.00%
5/10/16	26	1	3.85%
5/11/16	52	23	44.23%
5/12/16	33	8	24.24%
5/13/16	27	1	3.70%
5/17/16	28	4	14.29%
5/18/16	24	8	33.33%
5/19/16	26	4	15.38%
5/20/16	22	1	4.55%
5/23/16	29	5	17.24%
5/24/16	38	5	13.16%
5/25/16	18	8	44.44%
5/26/16	35	9	25.71%
5/27/16	26	2	7.69%
5/31/16	33	5	15.15%
6/1/16	28	7	25.00%
6/2/16	51	2	3.92%
6/3/16	25	1	4.00%
6/6/16	24	1	4.17%
6/7/16	58	2	3.45%
6/8/16	52	20	38.46%
6/9/16	56	4	7.14%
6/10/16	22	1	4.55%
6/14/16	49	1	2.04%
6/15/16	52	14	26.92%
6/16/16	47	4	8.51%
6/17/16	29	4	13.79%
6/21/16	61	5	8.20%
6/22/16	37	8	21.62%
6/24/16	24	1	4.17%
6/27/16	33	4	12.12%
6/28/16	45	4	8.89%
6/29/16	43	15	34.88%
6/30/16	49	2	4.08%
		221	

MAR 2016 - JUN 2016 KALONA ATTENDEES 429

2015-2016 TOTAL DINE-IN ATTENDEES	**7078**	
2015-2016 TOTAL KALONA ATTENDEES	**1115**	**15.75%**

April 04, 2017

Quote#: 17-RL-14274-R
Customer # 603690

City of Riverside

Attention:
21 East 1St Street
Riverside, IA 52327

Reference: This agreement replaces agreement quote number 15-RL-11451-R

A Six Year POW-R-GUARD Maintenance Agreement for Caterpillar Emergency Standby Generator(s).

Caterpillar	C15	0C5E00651	Caterpillar	D30-10	0GBE00945
Caterpillar	D125P1	0NAT00599	Caterpillar	D40P3	0NPF01766
Caterpillar	D50P3	0NPF02488	Caterpillar	D125P2	0NPS02212
Caterpillar	C18	0STD00179	Kato	SeD50FPJ4	146139-0507

Thank you for allowing Altorfer Power Systems the opportunity to provide a scheduled maintenance plan for your power generation system. These services have been tailored to your company's requirements and specific needs, while following Caterpillar's published schedules. A complete description of the services offered is included in this proposal package. The following is a summary of the service levels included in this agreement:

NOTE: Any specific training required to perform these services will be billed at normal time and material rates.

Type	Description	Visit Qty
Service Level 2	Service Level 1, Plus Full Service	48
Service Level 4	Engine Cooling System Service	13
Service Level 4a	Interm. Cooling System Service(Long Life)	3

**Service Level intervals are based on 250 or less run hours per year.

SerialNum	Visit Qty	Invoice Amount
0NAT00599	6	$1,150
0NPF01766	6	$1,007
0NPF02488	6	$1,013
0NPS02212	6	$1,154
146139-0507	6	$1,057
0STD00179	6	$1,667
0C5E00651	6	$1,584
0GBE00945	6	$921

Annually — 9553 00

- Plus Applicable Tax.

Any labor or materials for corrective action on defects discovered during inspection and testing of equipment will be invoiced separately.

Altorfer Inc. 2550 6th St SW, Cedar Rapids,IA 52404
Phone: (319) 365-6500 FAX: (319) 365-5493

April 04, 2017 **Quote#: 17-RL-14274-R**

This maintenance plan will minimize the number of unexpected problems, allow you to budget your operating expenses, and maximize your facility's "up" status. All services will be performed by qualified CATERPILLAR trained technicians assuring that your generator system is maintained in accordance with all manufacturer's guidelines. Further, with the authorized CATERPILLAR dealer handling the maintenance, you can be assured of receiving any suggested or mandated product improvement updates that your equipment would require. The services provided will discover any possible discrepancies before they become a serious problem, which could lead to unnecessary down time of your system.

Altorfer Power Systems is capable of addressing all of your power generation needs from scheduled maintenance to failure diagnosis and repairs. To further your investment, we offer the following types of support:

* 24 Hours, 7 days A Week, Emergency Service
* Emergency Generator Rentals
* 25+ CATERPILLAR Trained Generator Field Service Technicians Company Wide
* In House Transfer Switch and Switchgear Repair
* $1.5 Million In Parts Inventory With Instant Access to CAT Worldwide Parts in Morton, IL.

All services performed will be covered by a 6-month warranty against materials and workmanship defects. All remedies under this warranty are expressly limited to replacing parts or making repairs in accordance with the warranty guidelines. Claims for loss arising out of any failure of the repaired equipment to operate for the warranty period or for loss arising from expenses incurred due to, or in connection with the failure of the repaired equipment, including any and all claims for consequential damages, are expressly excluded. Pricing is based on services performed during normal business hours.

This agreement will automatically renew annually and provide uninterrupted maintenance per the attached schedule. In the event either party would decide to terminate this agreement, a 30 day written notice is required.(Cancellation charges may apply if the actual work completed exceeds the amount of total payments made prior to agreement termination.)

Pricing is valid for 60 days from quote date. To accept this proposal, please sign below. Please return the ACCEPTED copy to me. If you have any questions, or if I may be of additional service, please don't hesitate to contact me.

Sincerely,

Rick Leverett

Rick Leverett
PSSR-Western Division
(319) 365-6500
Cell: (319) 270-5031
E-mail: rleverett@altorfer.com

ACCEPTED: _____ DATE: _____

TITLE: _____ PO#: _____

Maintenance Schedule

Customer	City of Riverside	Reference	This agreement replaces agreement quote number 15-RL-11451-R
Quote/Contract #	17-RL-14274-R		

Model	Serial Number	Location	Equip #	Service Level	Visit Note
May-2017					
C15	0C5E00651	1 Riverside Water Plant,	WP HW	Service Level 2	-
C18	0STD00179	7 Riverside WWTP	WWTP	Service Level 2	-
D125P1	0NAT00599	3 Riverside, IA	Lift Stati	Service Level 2	-
D125P2	0NPS02212	6 Riverside Casino / W	Casino	Service Level 2	-
D30-10	0GBE00945	2 Lift Station #4, 3089 H		Service Level 2	-
D40P3	0NPF01766	4 Riverside, IA	Lift Stati	Service Level 2	-
D50P3	0NPF02488	5 Riverside, IA	Lift Stati	Service Level 2	-
SeD50FPJ	146139-0507	8 Riverside Fire Dept.	Fire Dep	Service Level 2	-
D125P1	0NAT00599	3 Riverside, IA	Lift Stati	Service Level 4	-
D125P2	0NPS02212	6 Riverside Casino / W	Casino	Service Level 4	-
SeD50FPJ	146139-0507	8 Riverside Fire Dept.	Fire Dep	Service Level 4	-
D30-10	0GBE00945	2 Lift Station #4, 3089 H		Service Level 4a	-
May-2018					
C15	0C5E00651	1 Riverside Water Plant,	WP HW	Service Level 2	-
C18	0STD00179	7 Riverside WWTP	WWTP	Service Level 2	-
D125P1	0NAT00599	3 Riverside, IA	Lift Stati	Service Level 2	-
D125P2	0NPS02212	6 Riverside Casino / W	Casino	Service Level 2	-
D30-10	0GBE00945	2 Lift Station #4, 3089 H		Service Level 2	-
D40P3	0NPF01766	4 Riverside, IA	Lift Stati	Service Level 2	-
D50P3	0NPF02488	5 Riverside, IA	Lift Stati	Service Level 2	-
SeD50FPJ	146139-0507	8 Riverside Fire Dept.	Fire Dep	Service Level 2	-
C15	0C5E00651	1 Riverside Water Plant,	WP HW	Service Level 4	-
C18	0STD00179	7 Riverside WWTP	WWTP	Service Level 4	-
D40P3	0NPF01766	4 Riverside, IA	Lift Stati	Service Level 4	-
D50P3	0NPF02488	5 Riverside, IA	Lift Stati	Service Level 4	-
May-2019					
C15	0C5E00651	1 Riverside Water Plant,	WP HW	Service Level 2	-
C18	0STD00179	7 Riverside WWTP	WWTP	Service Level 2	-
D125P1	0NAT00599	3 Riverside, IA	Lift Stati	Service Level 2	-
D125P2	0NPS02212	6 Riverside Casino / W	Casino	Service Level 2	-
D30-10	0GBE00945	2 Lift Station #4, 3089 H		Service Level 2	-
D40P3	0NPF01766	4 Riverside, IA	Lift Stati	Service Level 2	-
D50P3	0NPF02488	5 Riverside, IA	Lift Stati	Service Level 2	-
SeD50FPJ	146139-0507	8 Riverside Fire Dept.	Fire Dep	Service Level 2	-
May-2020					
C15	0C5E00651	1 Riverside Water Plant,	WP HW	Service Level 2	-

Altorfer Inc.
2550 6th St SW, Cedar Rapids, IA 52404
Phone: (319) 365-6500 FAX: (319) 365-5493

Printed on: 4/6/2017

C18	0STD00179	7 Riverside WWTP	WWTP	Service Level 2	-
D125P1	0NAT00599	3 Riverside, IA	Lift Stati	Service Level 2	-
D125P2	0NPS02212	6 Riverside Casino / W	Casino	Service Level 2	-
D30-10	0GBE00945	2 Lift Station #4, 3089 H		Service Level 2	-
D40P3	0NPF01766	4 Riverside, IA	Lift Stati	Service Level 2	-
D50P3	0NPF02488	5 Riverside, IA	Lift Stati	Service Level 2	-
SeD50FPJ	146139-0507	8 Riverside Fire Dept.	Fire Dep	Service Level 2	-
D125P1	0NAT00599	3 Riverside, IA	Lift Stati	Service Level 4	-
D125P2	0NPS02212	6 Riverside Casino / W	Casino	Service Level 4	-
D30-10	0GBE00945	2 Lift Station #4, 3089 H		Service Level 4	-
SeD50FPJ	146139-0507	8 Riverside Fire Dept.	Fire Dep	Service Level 4	-

May-2021

C15	0C5E00651	1 Riverside Water Plant,	WP HW	Service Level 2	-
C18	0STD00179	7 Riverside WWTP	WWTP	Service Level 2	-
D125P1	0NAT00599	3 Riverside, IA	Lift Stati	Service Level 2	-
D125P2	0NPS02212	6 Riverside Casino / W	Casino	Service Level 2	-
D30-10	0GBE00945	2 Lift Station #4, 3089 H		Service Level 2	-
D40P3	0NPF01766	4 Riverside, IA	Lift Stati	Service Level 2	-
D50P3	0NPF02488	5 Riverside, IA	Lift Stati	Service Level 2	-
SeD50FPJ	146139-0507	8 Riverside Fire Dept.	Fire Dep	Service Level 2	-
D40P3	0NPF01766	4 Riverside, IA	Lift Stati	Service Level 4	-
D50P3	0NPF02488	5 Riverside, IA	Lift Stati	Service Level 4	-
C15	0C5E00651	1 Riverside Water Plant,	WP HW	Service Level 4a	-
C18	0STD00179	7 Riverside WWTP	WWTP	Service Level 4a	-

May-2022

C15	0C5E00651	1 Riverside Water Plant,	WP HW	Service Level 2	-
C18	0STD00179	7 Riverside WWTP	WWTP	Service Level 2	-
D125P1	0NAT00599	3 Riverside, IA	Lift Stati	Service Level 2	-
D125P2	0NPS02212	6 Riverside Casino / W	Casino	Service Level 2	-
D30-10	0GBE00945	2 Lift Station #4, 3089 H		Service Level 2	-
D40P3	0NPF01766	4 Riverside, IA	Lift Stati	Service Level 2	-
D50P3	0NPF02488	5 Riverside, IA	Lift Stati	Service Level 2	-
SeD50FPJ	146139-0507	8 Riverside Fire Dept.	Fire Dep	Service Level 2	-

Altorfer Inc.
2550 6th St SW, Cedar Rapids, IA 52404
Phone: (319) 365-6500 FAX: (319) 365-5493

Washington County, IA
Date Printed: 4/4/2017

This map is for illustrative purposes only and does not represent a survey. It is provided 'as is' without warranty or any representation of accuracy, timeliness or completeness. The user acknowledges and accepts all inherent limitations of the maps and data, including the fact that the maps and data are dynamic and in a constant state of maintenance, correction and revision. No liability is assumed by Washington County as to the accuracy of the data delineated hereon.

A R Fence Company

1420 Deerfield Drive
North Liberty, IA 52317

Phone # 319-665-4217 aubrechtfence@southslope.net
Fax # 319-665-3648

Estimate

Date	Estimate #
4/13/2017	1268

Name / Address
Lory Young Dog Park Project Riverside Ia 52327

P.O. No.
3196483501

Description	Qty	Rate	Total
4' galv. chainlink fence 11.5 gauge material all post set in concrete residential material 12 yr warranty on the material	250	10.00	2,500.00
walk gate 6 foot opening	2	200.00	400.00
Commercial Grade	250 2	14.00 400.00	3500- 800- $4300-
50% down remaining balance due upon completion. bid is good for 10 days. THANKS FOR YOUR BUSINESS.		**Total**	$2,900.00

Tension wire $250.00
$1.00/linear foot

QUOTE

Friday, April 14, 2017

D & N Fence Co., Inc.

"Craftsmanship at its finest"

4000 Blairs Ferry Rd. NE
Cedar Rapids, IA 52411
Phone: (319)-393-0468
Fax: (319)-393-0667
Email: dnfenceco@qwestoffice.net

TO: City of Riverside
Attn: Lory Young
60 North Greene Street
PO Box 186
Riverside, IA 52327
PH: 319-648-3501
Email: lory@cityofriversideiowa.com

Project: Dog Park

Bid 1. Supply and install 434' of 6' tall industrial chain link fence with 2- 4'x6' man Gates and 1- 12'x6' double gate $7,700.00

Top Rail - 1 5/8" OD SS20 pipe
Line Posts - 2" OD SS20 pipe
Terminal Posts - 3" OD SS40 pipe
9 ga. Wire
Bottom Tension Wire - 7 ga.

Bid 2. Remove 250' of 4' residential chain link- salvage wire & top rail. Reinstall 434' of 4' high residential fence with 2- 4'x4' gates and 1- 12'x4' gate- reusing salvaged wire & rail from old fence $4,520.00

Signature _____ Date _____

Quotation prepared by: Cliff Ayers

THANK YOU FOR YOUR BUSINESS!

Contact us for quotes or design assistance!

My Account | My Cart | CAD
CAD Drawings | 3D Models

Made in the USA

Available on BuyBoard

Cooperative Purchasing

Member of NRPA, WRPA, WMFHA, NAA, TAA, & FAA

Click here to access Dog-ON-It-Parks' design files including cad drawings, specifications, videos and related documents. The CADdetails program is developed specifically for design professionals with th goal of getting manufacturer-specific product information into their working plans.

© 2008-2017 DOG-ON-IT-PARKS. ALL RIGHTS RESERVED.

Cirkuit: Best Ecommerce Platform

CLOSE ✕

Contact us for quotes or design assistance!
My Account | My Cart [0] | BLOG

CLOSE✕

CLOSE✕

Contact us for quotes or design assistance!
My Account
My Cart [0]
BLOG

CLOSE✕