RIVERSIDE CITY COUNCIL MEETING: Tuesday, February 22nd 2022

The Riverside City Council meeting opened at 6:00 pm at City Hall with Mayor Allen Schneider requesting roll call. Council members present: Tom Sexton, Edgar McGuire, Lois Schneider, Kevin Kiene,and Kevin Mills.

Motion by Kiene to approve agenda. Second by McGuire, passed 5-0.

Kiene moved to approve the minutes of February 7th, expenditures, January Fire Department Report, and LaChiva and Casey's Liquor License renewals. Second by Mills, passed 5 -0.

Marcus Fedler was present as the new District #3 Washington County Supervisor.

Randy Tinnes, Patrol Lieutenant for Washington County, presented Sheriff's call report for January.

Bill Stukey, PeopleService, Inc. reviewed January water and wastewater report. Stukey gave estimate of UV replacement ballast, lamps, and quartz sleeves.

McGuire moved to accept estimate from Engineered Equipment Solutions at cost of $9,780 plus freight. Second by Schneider, passed 5-0.

Brian Boelk, Axiom Consultants discussed sewer repair options for two residences on 4th street that flow through another property to the south. City Admin will contact homeowners to discuss project.

Schneider moved to open Public Hearing for proposed property tax levy at 6:30 pm. Second by McGuire, passed 5-0. There were no comments from public. McGuire Moved to close Public Hearing at 6:31 pm. Second by Sexton, passed 5-0.

McGuire moved to open Public Hearing on proposed 3rd Street Improvement Project at 6:31 pm. Second by Mills, passed 5-0. Jeff Jenson asked questions on grading and sidewalks. Sexton moved to close Public Hearing at 6:37 pm. Second by Kiene, passed 5-0.

Kiene moved to pass Resolution #2022022-01, Approving FY22-23 Maximum Tax Levy of $8.10 per $1000 of valuation. Second by Sexton, passed 5-0.

Sexton moved to pass Resolution #20220222-02, Setting date of March 7th, 2022 at regular City Council meeting which begins at 6:00 pm. Second by McGuire, passed 5-0.

Sexton moved to pass Resolution #20220222-03, Approving FY22-23 Law Enforcement Contract with Washington County in the amount of $144,128.00. Second by McGuire, passed 5-0.

Kiene moved to pass Resolution #20220222-04, Approving waiving Purchase Policy Guidelines to purchase of EMS Monitor. Second by McGuire, passed 5-0.

McGuire moved to pass Resolution #20220222-05, Awarding bid for ADA Swings and frame in Railroad Park from Midwest Playscapes in the amount of $5286. Second by Sexton, passed 5-0.

Schneider moved to table Resolution #20220222-06, Approving estimate for repair of downtown streetscape to next meeting to have representative address City Council questions. Second by Mills, passed 5-0

Schneider moved to pass Resolution #20220222-07, Approving FY22-23 Contract amount of $24,044 per month with PeopleService, Inc. for operation of City Water and Wastewater Facilities. Second by Kiene, passed 5-0.

McGuire moved to pass Resolution #20220222-08, Approving purchase of Toro lawn mower in the amount of $10,451.41. Second by Schneider, passed 5-0.

McGuire moved to table Resolution #20220222-09, Approving purchase of City tractor. Second by Kiene, passed 5-0.

Schneider moved to pass Resolution #20220222-10, Amending Engineering contract with Axiom Consultants for the Railroad Park Project with a $9,900 increase for design. Second by Mills, passed 5-0.

Schneider moved to pass Resolution #20220222-11, Amending Engineering contract with Axiom Consultants for the 3rd Street Project with an increase not to exceed $114,400 for design and construction management. Second by Sexton, passed 5-0.

Boelk presented options for the soft fall surface in Railroad Park.

Yancey presented Admin's report and monthly financial updates, update on Commercial property listing, and P & Z update per Iowa Code.

Schneider moved to adjourn at 8:04 p.m. Second by Mills, passed 5-0.

Council Meetings can be viewed on the City web site; riversideiowa.gov

Council Meeting – Monday, March 7th, 2022 at 6:00 pm.

ATTEST:

Becky LaRoche; City Clerk

Allen Schneider; Mayor

	EXPENDITURES MARCH 7, 2022					
	COUNCIL MEETING	**BILLS**				
1	AIRGAS	OXYGEN	002-5-150-6375	$	282.81	
2	ALLIANT ENERGY	PARKS	001-5-430-6371	$	383.72	
3	ALLIANT ENERGY	SEWER	610-5-815-6371	$	813.69	
4	ALLIANT ENERGY	CITY HALL	001-5-650-6371	$	260.02	
5	ALLIANT ENERGY	WATER	600-5-810-6371	$	341.46	
6	ALLIANT ENERGY	STREET LIGHTS	001-5-230-6371	$	1,418.17	
7	ALLIANT ENERGY	FIRE STATION	002-5-150-6330	$	640.17	$ 3,857.23
8	AXIOM	MEETING/EAST STREET-PLAT	001-5-650-6407	$	4,165.00	
9	AXIOM	3RD STREET	301-5-750-6796	$	73,103.34	
10	AXIOM	RAILROAD PARK	301-5-750-6797	$	6,555.31	$ 83,823.65
11	BECKY LaROCHE	CELL STIPEND	001-5-650-6373	$	50.00	
12	BIG IRON WELDING	FD-HOSE TRAY #166	002-5-150-6352	$	165.36	
13	BRYAN LENZ	CELL STIPEND	001-5-430-6373	$	50.00	
14	ENGLISH RIVER WATER SHED	2022 CONTRIBUTUIN	001-5-520-6425	$	7,500.00	
15	FP MAILING	POST METER	001-5-650-6508	$	86.85	
16	IOWA AMERICAM RESCUE	FD-DOOR PROP KIT	002-5-150-6356	$	3,100.00	
17	IOWA PUMP WORKS	LS#5 VFD REPAIRS	610-5-815-6374	$	6,033.81	
18	IPI	STREET SIGNS	110-5-210-6415	$	269.50	
19	JAY STUELKE	CELL STIPEND	001-5-210-6373	$	50.00	
20	JIM'S SMALL ENGINE	LEAF BLOWER	001-5-430-6504	$	252.00	
21	KALONA OIL	FUEL-STREETS	110-5-210-6331	$	1,503.76	
22	KUM N GO	RVFD FUEL	002-5-150-6350	$	195.54	
23	KUM N GO	CITY FUEL	110-5-210-6331	$	254.13	$ 449.67
24	MEADON, SUEPPEL, DOWNER	LEAGAL	001-5-640-6411	$	2,200.00	
25	MENARDS	SHOP FAN	001-5-210-6507	$	64.60	
26	MENARDS	DOORSTOPS	001-5-650-6310	$	64.11	$ 128.71
27	MID AMERICAN ENERGY	SHOP	001-5-210-6371	$	497.63	
28	MID AMERICAN ENERGY	RVFD	002-5-150-6330	$	861.04	
29	MID AMERICAN ENERGY	C HALL	001-5-650-6371	$	181.79	$ 1,540.46
30	OVERHEAD DOOR	SHOP-RHOADS & BLOCKER	001-5-210-6506	$	157.50	
31	PEOPLE SERVICES	MARCH SERVICE	610-5-815-6500	$	11,449.50	
32	PEOPLE SERVICES	MARCH SERVICE	600-5-800-6500	$	11,449.50	$ 22,899.00
33	THE NEWS	PUBLICATION	001-5-650-6402	$	229.44	
34	VERIZON	ADMIN PHONE	001-5-650-6373	$	122.82	
35	**********	**TOTAL BILLS**		**$**	**134,752.57**	
36						
37	DELTA DENTAL	JAN BILLING	001-5-430-6150	$	272.74	
38	LINCOLN NAT'L LIFE INS	JAN BILLING	001-5-620-6150	$	288.55	
39	MEDIACOM	CHALL	001-5-650-6373	$	229.63	
40	MEDIACOM	RVFD	002-5-150-6332	$	229.30	
41	US CELLULAR	RFD	002-5-150-6332	$	110.37	
42	US CELLULAR	CITY HALL	001-5-650-6373	$	23.80	
43	VERIZON	COLLECTORS	600-5-810-6373	$	63.54	
44	WELLMARK	BC/BS	001-5-620-6150	$	5,080.48	
45	WATER REFUNDS	DEPOSIT RETURN	600-5-810-6493	$	41.23	
46	WINDSTREAM	WATER INTERNET	600-5-810-6373	$	183.60	
47	WINDSTREAM	SHOP INTERNET	001-5-210-6371	$	160.40	
48	**********	**TOTAL PAID BILLS**				**$ 6,683.64**
49	**********	**TOTAL EXPENDITURES**		**$**	**141,436.21**	
50						
51	**EXPENDITURES by FUND**					
52	GENERAL FUND	$ 23,789.25				
53	FIRE DEPARTMENT	$ 5,584.59				
54	ROAD USE FUND	$ 2,027.39				
55	CASINO FUND	$ -				
56	DEBT SERVICE	$ -				
57	CAPITAL PROJECTS	$ 79,658.65				
58	WATER FUND	$ 12,079.33				
59	SEWER FUND	$ 18,297.00				
60	GARBAGE	$ -				
61	**TOTAL EXPENDITURES**	**$ 141,436.21**				

Christine Yancey

From: Maggie Burger <mburger@speerfinancial.com>
Sent: Monday, February 28, 2022 1:56 PM
To: Christine Yancey
Cc: Charlotte Nielsen; Kieran Young
Subject: Riverside GO 2022 Street Project
Attachments: 22 Riverside GO COI 2.25.22.pdf; 22 Riverside GO COP 2.25.22.pdf; 22 Riverside GO $2.655m 10yr TAXLEVY 2.28.22.pdf; 22 Riverside GO $2.655m 12yr TAXLEVY 2.28.22.pdf; FY 23 Riverside Debt Capacity Calculation 1.1.21 values.pdf

Good Afternoon Chris,
Thank you for taking the time out for the phone call with me today. I believe I have reflected the numbers we discussed as what can be used to buy down the overall project size borrowing. The 3rd Street project is estimated at $3,400,000 as I mentioned last week, I believe you could hold a public hearing if you wanted to, but I don't think you should borrow the debt until you have a bid in hand with the inflation still high we want to make sure the City borrows what is needed.

The attached cost of project and cost of issuance outlines a size estimate of $2,655,000 which I will discuss with Council on March 7. I also provided two debt schedules over 10 yr and 12 yr. If you use casino funds annually for these payments you would be spending between $250,000-$300,000 a year of the approximate $1,200,000 you collect.

I also re-attached the debt capacity sheet we looked at before. This reflects the proposed $2,655,000 bond issuance this year.

I am sending a separate email for the community center in just a little bit.

Maggie Burger, Sr. Vice President
Speer Financial, Inc.
mburger@speerfinancial.com
(O) 319-291-2077
(M) 563-920-1145
(F) 319-291-8628
531 Commercial St., Ste. 608 Waterloo, IA 50701
www.speerfinancial.com

The information provided is presented as an aid in decision making. Current and future market conditions and interest rates are subject to change and any information based on such market conditions and interest rates is not guaranteed. E-mails from this firm normally contain confidential and privileged material and are for the sole use of the intended recipient. Use or distribution by an unintended recipient is prohibited, and may be a violation of law. If you believe that you received this e-mail in error, please do not read this e-mail or any attached items. Please delete the email and all attachments including any copies thereof, and inform the sender that you have deleted the e-mail, all attachments and any copies thereof. Thank you.

Speer Financial, Inc.
A federally registered municipal advisor and charter member of the National Association of Municipal Advisors "NAMA" f/n/a National Association of Independent Public Financial Advisors "NAIPFA".

NOTICE: This email originated from outside the organization. Do not click links or open attachments unless you recognize the sender and know the content is safe.

ESTIMATED COSTS OF ISSUANCE

City of Riverside, Iowa

$2,655,000 General Obligation Corporate Purpose Bonds

Series 2022

		Estimated Cost
1	Speer Financial, Inc. (Professional Services)	$ 10,150.00
2	Speer Auction	1,500.00
3	Final Official Statement Printing and Distribution	850.00
4	Copies, Postage and Delivery (Est.)	300.00
5	Good Faith Wire Fee	115.00
6	Moody's Rating Trip	0.00
	Total Billed by Speer	**$ 12,915.00**
7	Bond Counsel - Dorsey & Whitney LLP	$ 13,500.00
8	Rating Agency	0.00
9	Registrar/Paying Agent (setup and 1st year)	900.00
10	Verification Agent	0.00
11	Parity Certificate	0.00
12	Escrow Agent	0.00
13	Registrar/Paying Agent - Redemption Fee	0.00
14	DTC/CUSIP Expense (Negotiated Deals)	0.00
15	Misc./Contingency	0.00
	Total Direct Pay by the Issuer	**$ 14,400.00**
16	**Underwriter Discount (8/10 of 1%Max)**	**21,240.00**
	Total Estimated Cost of Issuance	**$ 48,555.00**
	Total without underwriter's discount	**$ 27,315.00**

SPEER FINANCIAL, INC.

28-Feb-22

PRELIMINARY - SUBJECT TO CHANGE

ESTIMATED PROJECT COSTS
City of Riverside, Iowa
$2,655,000 General Obligation Corporate Purpose Bonds
Series 2022

			Estimated
1	3rd Street Project	$	3,400,000.00
	Total New Money	$	3,400,000.00
2	Estimated Cost of Issuance		27,315.00
3	Underwriter Discount (.8% Max.)		21,240.00
4	Miscellaneous		
	Total Project Cost.....	$	3,448,555.00
	Less: Cash Casino Funds on Hand	$	200,055.00
	Less: Cash Capital Projects Funds on Hand		475,000.00
	Less: Cash Stormwater Funds on Hand		18,500.00
	Less: Cash Water Funds on Hand		100,000.00
	Total Bond Sale.....	$	2,655,000.00

PRELIMINARY - SUBJECT TO CHANGE

City of Riverside, Iowa

SPEER FINANCIAL, INC.

$2,655,000 General Obligation Corporate Purpose Bonds, Series 2022

Date of Bonds: 01/Jul/22 — 10 Year Maturity

Date	Principal	Estimated Interest Rate	Interest	Principal and Interest	Fiscal Year	Estimated Series 2022 Debt Service	Total	Less Annual Casino Revenue	Estimated Net Debt Service	Taxable Valuation 1/1/21	ETV Growth Assumptions	Estimated Tax Rate Per ($1000 ETV)	Taxes Per Property $100,000 Assessed $54,130.20 Taxable Value
01/Dec/22			$27,916.67	$27,916.67									
01/Jun/23	$ 240,000	2.000%	33,500.00	273,500.00	2023	$301,416.67	$301,416.67	$301,416.67		$ 114,027,641		$ -	$ -
01/Dec/23			31,100.00	31,100.00									-
01/Jun/24	245,000	2.000%	31,100.00	276,100.00	2024	307,200.00	307,200.00	307,200.00		114,027,641		-	-
01/Dec/24			28,650.00	28,650.00									-
01/Jun/25	250,000	2.250%	28,650.00	278,650.00	2025	307,300.00	307,300.00	307,300.00		114,027,641		-	-
01/Dec/25			25,837.50	25,837.50									-
01/Jun/26	255,000	2.250%	25,837.50	280,837.50	2026	306,675.00	306,675.00	306,675.00		114,027,641		-	-
01/Dec/26			22,968.75	22,968.75									-
01/Jun/27	260,000	2.500%	22,968.75	282,968.75	2027	305,937.50	305,937.50	305,937.50		114,027,641		-	-
01/Dec/27			19,718.75	19,718.75									-
01/Jun/28	265,000	2.500%	19,718.75	284,718.75	2028	304,437.50	304,437.50	304,437.50		114,027,641		-	-
01/Dec/28			16,406.25	16,406.25									-
01/Jun/29	275,000	2.750%	16,406.25	291,406.25	2029	307,812.50	307,812.50	307,812.50		114,027,641		-	-
01/Dec/29			12,625.00	12,625.00									-
01/Jun/30	280,000	2.750%	12,625.00	292,625.00	2030	305,250.00	305,250.00	305,250.00		114,027,641		-	-
01/Dec/30			8,775.00	8,775.00									-
01/Jun/31	290,000	3.000%	8,775.00	298,775.00	2031	307,550.00	307,550.00	307,550.00		114,027,641		-	-
01/Dec/31			4,425.00	4,425.00									-
01/Jun/32	295,000	3.000%	4,425.00	299,425.00	2032	303,850.00	303,850.00	303,850.00		114,027,641		-	-
01/Dec/32													-
01/Jun/33					2033					114,027,641		-	-
01/Dec/33													-
01/Jun/34					2034					114,027,641		-	-
													-
Total	$2,655,000		$402,429.17	$3,057,429.17		$3,057,429.17	$3,057,429.17	$3,057,429.17				$ - Average	$ - Average

Net Interest Rate	**2.844610%**
Bond Years	14,893.751
Average Life	5.610

Premium **Discount**	**$21,240.00**
run date:	28/Feb/22
file name:	

SPEER FINANCIAL, INC.

****PRELIMINARY - SUBJECT TO CHANGE****

SPEER FINANCIAL, INC.

City of Riverside, Iowa

SPEER FINANCIAL, INC.

$2,655,000 General Obligation Corporate Purpose Bonds, Series 2022

Date of Bonds: 01/Jul/22 — 12 Year Maturity

Date	Principal	Estimated Interest Rate	Interest	Principal and Interest	Fiscal Year	Estimated Series 2022 Debt Service	Total	Less Annual Casino Revenue	Estimated Net Debt Service	Taxable Valuation 1/1/21	ETV Growth Assumptions	Estimated Tax Rate Per ($1000 ETV)	Taxes Per Property $100,000 Assessed $54,130.20 Taxable Value
01/Dec/22			$28,921.88	$28,921.88									
01/Jun/23	$ 195,000	2.000%	34,706.25	229,706.25	2023	$258,628.13	$258,628.13	$258,628.13		$ 114,027,641		$ -	$ -
01/Dec/23			32,756.25	32,756.25									-
01/Jun/24	200,000	2.000%	32,756.25	232,756.25	2024	265,512.50	265,512.50	265,512.50		114,027,641		-	-
01/Dec/24			30,756.25	30,756.25									-
01/Jun/25	200,000	2.250%	30,756.25	230,756.25	2025	261,512.50	261,512.50	261,512.50		114,027,641		-	-
01/Dec/25			28,506.25	28,506.25									-
01/Jun/26	205,000	2.250%	28,506.25	233,506.25	2026	262,012.50	262,012.50	262,012.50		114,027,641		-	-
01/Dec/26			26,200.00	26,200.00									-
01/Jun/27	210,000	2.500%	26,200.00	236,200.00	2027	262,400.00	262,400.00	262,400.00		114,027,641		-	-
01/Dec/27			23,575.00	23,575.00									-
01/Jun/28	215,000	2.500%	23,575.00	238,575.00	2028	262,150.00	262,150.00	262,150.00		114,027,641		-	-
01/Dec/28			20,887.50	20,887.50									-
01/Jun/29	220,000	2.750%	20,887.50	240,887.50	2029	261,775.00	261,775.00	261,775.00		114,027,641		-	-
01/Dec/29			17,862.50	17,862.50									-
01/Jun/30	230,000	2.750%	17,862.50	247,862.50	2030	265,725.00	265,725.00	265,725.00		114,027,641		-	-
01/Dec/30			14,700.00	14,700.00									-
01/Jun/31	235,000	3.000%	14,700.00	249,700.00	2031	264,400.00	264,400.00	264,400.00		114,027,641		-	-
01/Dec/31			11,175.00	11,175.00									-
01/Jun/32	240,000	3.000%	11,175.00	251,175.00	2032	262,350.00	262,350.00	262,350.00		114,027,641		-	-
01/Dec/32			7,575.00	7,575.00									-
01/Jun/33	250,000	3.000%	7,575.00	257,575.00	2033	265,150.00	265,150.00	265,150.00		114,027,641		-	-
01/Dec/33			3,825.00	3,825.00									-
01/Jun/34	255,000	3.000%	3,825.00	258,825.00	2034	262,650.00	262,650.00	262,650.00		114,027,641		-	-
Total	$2,655,000		$499,265.63	$3,154,265.63		$3,154,265.63	$3,154,265.63	$3,154,265.63				$ - Average	$ - Average

Net Interest Rate	2.917837%	Premium	
Bond Years	17,838.751	Discount	$21,240.00
Average Life	6.719		
		run date:	28/Feb/22
SPEER FINANCIAL, INC.		file name:	

PRELIMINARY - SUBJECT TO CHANGE

Speer Financial, Inc.
INDEPENDENT MUNICIPAL ADVISORS

City of Riverside, Iowa

Computation of Legal Debt Limit as of July 1, 2022

Actual Value for Debt Limit Calculation	$ 158,603,092
Times 5% of Actual Value for Debt Limit Calculation	0.05
Legal Debt Limit for Fiscal Year 2022/2023	$ 7,930,155
Outstanding Bonds/Notes Applicable to Debt Limit:	
PROPOSED: GO Corporate Purpose Bonds, Series 2022	$ 1,900,000
	$ 1,900,000
Add Annual Appropriation of TIF Rebates	
Total Debt Applicable to Debt Limit	$ 1,900,000
Remaining Legal Debt Margin	**$ 6,030,155**

*Preliminary Subject to change.

Prepared:
January 14, 2022

PRELIMINARY - SUBJECT TO CHANGE

Christine Yancey

From: Maggie Burger <mburger@speerfinancial.com>
Sent: Monday, February 28, 2022 4:30 PM
To: Christine Yancey
Cc: Charlotte Nielsen; Kieran Young
Subject: Riverside Community Center Project 2023 GO
Attachments: 2023 Riverside Comm Ctr $3m DS 2.28.22.pdf; 2023 Riverside Comm Ctr $4m DS 2.28.22.pdf; 2023 Riverside Comm Ctr $5m DS 2.28.22.pdf

Chris,
Attached please find three debt schedules related to the sale of bonds for a Community Center project by the City. We ran these at $3m, $4m and $5m. I will caution the City at the $5m borrowing which would only leave about $275,000 of debt capacity which we would consider to low of an amount for any expected costs of borrowing that might come up in the foreseeable future. As mentioned this likely takes a referendum with a 60% super majority passage. The dates on which you can hold special elections are the 2nd Tuesday of September and first Monday of March. You can also use a normal November election date I believe. The City would have to turn the Bond Counsel prepared paperwork into the County for inclusion on a ballot about 50 days prior to those special election dates, per the IA code.

I also included in these schedule a column for existing debt levies so the 12 yr GO street debt is included. In our conversations it is the intent of the City to both pay that street debt and this community center debt with annual casino revenues so I wanted you to see what that amount looks like annually. The City has to decide if they can spend those receipts or if they are restricted or dedicated to something else ongoing annually.

Please review and add to your agenda for Monday March 7, I will plan to discuss these items also. This debt is not reflected on the debt capacity sheet, so any community center borrowing would have to be a deduct from what remains.
Thanks

Maggie Burger, Sr. Vice President
Speer Financial, Inc.
mburger@speerfinancial.com
(O) 319-291-2077
(M) 563-920-1145
(F) 319-291-8628
531 Commercial St., Ste. 608 Waterloo, IA 50701
www.speerfinancial.com

The information provided is presented as an aid in decision making. Current and future market conditions and interest rates are subject to change and any information based on such market conditions and interest rates is not guaranteed. E-mails from this firm normally contain confidential and privileged material and are for the sole use of the intended recipient. Use or distribution by an unintended recipient is prohibited, and may be a violation of law. If you believe that

you received this e-mail in error, please do not read this e-mail or any attached items. Please delete the email and all attachments including any copies thereof, and inform the sender that you have deleted the e-mail, all attachments and any copies thereof. Thank you.

Speer Financial, Inc.
A federally registered municipal advisor and charter member of the National Association of Municipal Advisors "NAMA" f/n/a National Association of Independent Public Financial Advisors "NAIPFA".

NOTICE: This email originated from outside the organization. Do not click links or open attachments unless you recognize the sender and know the content is safe.

SPEER FINANCIAL, INC.

City of Riverside, Iowa

SPEER FINANCIAL, INC.

$3,000,000 General Obligation Corporate Purpose Bonds, Series 2023

Date of Bonds: 01/Jun/23 — 20 Year Maturity

Date	Principal	Estimated Interest Rate	Interest	Principal and Interest	Fiscal Year	Estimated Series 2023 Debt Service	ALL Debt Service Outstanding LEVIES	Total	Less Annual Revenue	Estimated Net Debt Service	Taxable Valuation 1/1/21	ETV Growth Assumptions	Estimated Tax Rate Per ($1000 ETV)	Taxes Per Property $100,000 Assessed $54,130.20 Taxable Value
01/Dec/23			$49,150.00	$49,150.00										
01/Jun/24	$ 110,000	3.000%	49,150.00	159,150.00	2024	$208,300.00	265,512.50	$473,812.50	$473,812.50		$ 114,027,641		$ -	$ -
01/Dec/24			47,500.00	47,500.00										-
01/Jun/25	115,000	3.000%	47,500.00	162,500.00	2025	210,000.00	261,512.50	471,512.50	471,512.50		114,027,641		-	-
01/Dec/25			45,775.00	45,775.00										-
01/Jun/26	115,000	3.000%	45,775.00	160,775.00	2026	206,550.00	262,012.50	468,562.50	468,562.50		114,027,641		-	-
01/Dec/26			44,050.00	44,050.00										-
01/Jun/27	120,000	3.000%	44,050.00	164,050.00	2027	208,100.00	262,400.00	470,500.00	470,500.00		114,027,641		-	-
01/Dec/27			42,250.00	42,250.00										-
01/Jun/28	125,000	3.000%	42,250.00	167,250.00	2028	209,500.00	262,150.00	471,650.00	471,650.00		114,027,641		-	-
01/Dec/28			40,375.00	40,375.00										-
01/Jun/29	125,000	3.000%	40,375.00	165,375.00	2029	205,750.00	261,775.00	467,525.00	467,525.00		114,027,641		-	-
01/Dec/29			38,500.00	38,500.00										-
01/Jun/30	130,000	3.000%	38,500.00	168,500.00	2030	207,000.00	265,725.00	472,725.00	472,725.00		114,027,641		-	-
01/Dec/30			36,550.00	36,550.00										-
01/Jun/31	135,000	3.000%	36,550.00	171,550.00	2031	208,100.00	265,400.00	473,500.00	473,500.00		114,027,641		-	-
01/Dec/31			34,525.00	34,525.00										-
01/Jun/32	140,000	3.000%	34,525.00	174,525.00	2032	209,050.00	262,350.00	471,400.00	471,400.00		114,027,641		-	-
01/Dec/32			32,425.00	32,425.00										-
01/Jun/33	145,000	3.250%	32,425.00	177,425.00	2033	209,850.00	265,150.00	475,000.00	475,000.00		114,027,641		-	-
01/Dec/33			30,068.75	30,068.75										-
01/Jun/34	150,000	3.250%	30,068.75	180,068.75	2034	210,137.50	262,650.00	472,787.50	472,787.50		114,027,641		-	-
01/Dec/34			27,631.25	27,631.25										-
01/Jun/35	155,000	3.250%	27,631.25	182,631.25	2035	210,262.50		210,262.50	210,262.50		114,027,641		-	-
01/Dec/35			25,112.50	25,112.50										-
01/Jun/36	160,000	3.500%	25,112.50	185,112.50	2036	210,225.00		210,225.00	210,225.00		114,027,641		-	-
01/Dec/36			22,312.50	22,312.50										-
01/Jun/37	165,000	3.500%	22,312.50	187,312.50	2037	209,625.00		209,625.00	209,625.00		114,027,641		-	-
01/Dec/37			19,425.00	19,425.00										-
01/Jun/38	170,000	3.500%	19,425.00	189,425.00	2038	208,850.00		208,850.00	208,850.00		114,027,641		-	-
01/Dec/38			16,450.00	16,450.00										-
01/Jun/39	175,000	3.500%	16,450.00	191,450.00	2039	207,900.00		207,900.00	207,900.00		114,027,641		-	-
01/Dec/39			13,387.50	13,387.50										-
01/Jun/40	180,000	3.500%	13,387.50	193,387.50	2040	206,775.00		206,775.00	206,775.00		114,027,641		-	-
01/Dec/40			10,237.50	10,237.50										-
01/Jun/41	190,000	3.500%	10,237.50	200,237.50	2041	210,475.00		210,475.00	210,475.00		114,027,641		-	-
01/Dec/41			6,912.50	6,912.50										-
01/Jun/42	195,000	3.500%	6,912.50	201,912.50	2042	208,825.00		208,825.00	208,825.00		114,027,641		-	-
01/Dec/42			3,500.00	3,500.00										-
01/Jun/43	200,000	3.500%	3,500.00	203,500.00	2043	207,000.00		207,000.00	207,000.00		114,027,641		-	-
														-
Total	$3,000,000		$1,172,275.00	$4,172,275.00		$4,172,275.00	$2,896,637.50	$7,068,912.50	$7,068,912.50				$ - Average	$ - Average

Net Interest Rate	3.449964%
Bond Years	34,675.000
Average Life	11.558

Premium Discount $24,000.00

run date: 28/Feb/22

file name:

SPEER FINANCIAL, INC.

PRELIMINARY - SUBJECT TO CHANGE

SPEER FINANCIAL, INC.

City of Riverside, Iowa

SPEER FINANCIAL, INC.

$4,000,000 General Obligation Corporate Purpose Bonds, Series 2023

Date of Bonds: 01/Jun/23 — 20 Year Maturity

Date	Principal	Estimated Interest Rate	Interest	Principal and Interest	Fiscal Year	Estimated Series 2023 Debt Service	ALL Debt Service Outstanding LEVIES	Total	Less Annual Revenue	Estimated Net Debt Service	Taxable Valuation 1/1/21	ETV Growth Assumptions	Estimated Tax Rate Per ($1000 ETV)	Taxes Per Property $100,000 Assessed $54,130.20 Taxable Value
01/Dec/23			$65,531.25	$65,531.25										
01/Jun/24	$ 150,000	3.000%	65,531.25	215,531.25	2024	$281,062.50	265,512.50	$546,575.00	$546,575.00		$ 114,027,641		$ -	$ -
01/Dec/24			63,281.25	63,281.25										-
01/Jun/25	150,000	3.000%	63,281.25	213,281.25	2025	276,562.50	261,512.50	538,075.00	538,075.00		114,027,641		-	-
01/Dec/25			61,031.25	61,031.25										-
01/Jun/26	155,000	3.000%	61,031.25	216,031.25	2026	277,062.50	262,012.50	539,075.00	539,075.00		114,027,641		-	-
01/Dec/26			58,706.25	58,706.25										-
01/Jun/27	160,000	3.000%	58,706.25	218,706.25	2027	277,412.50	262,400.00	539,812.50	539,812.50		114,027,641		-	-
01/Dec/27			56,306.25	56,306.25										-
01/Jun/28	165,000	3.000%	56,306.25	221,306.25	2028	277,612.50	262,150.00	539,762.50	539,762.50		114,027,641		-	-
01/Dec/28			53,831.25	53,831.25										-
01/Jun/29	170,000	3.000%	53,831.25	223,831.25	2029	277,662.50	261,775.00	539,437.50	539,437.50		114,027,641		-	-
01/Dec/29			51,281.25	51,281.25										-
01/Jun/30	175,000	3.000%	51,281.25	226,281.25	2030	277,562.50	265,725.00	543,287.50	543,287.50		114,027,641		-	-
01/Dec/30			48,656.25	48,656.25										-
01/Jun/31	180,000	3.000%	48,656.25	228,656.25	2031	277,312.50	265,400.00	542,712.50	542,712.50		114,027,641		-	-
01/Dec/31			45,956.25	45,956.25										-
01/Jun/32	185,000	3.000%	45,956.25	230,956.25	2032	276,912.50	262,350.00	539,262.50	539,262.50		114,027,641		-	-
01/Dec/32			43,181.25	43,181.25										-
01/Jun/33	190,000	3.250%	43,181.25	233,181.25	2033	276,362.50	265,150.00	541,512.50	541,512.50		114,027,641		-	-
01/Dec/33			40,093.75	40,093.75										-
01/Jun/34	200,000	3.250%	40,093.75	240,093.75	2034	280,187.50	262,650.00	542,837.50	542,837.50		114,027,641		-	-
01/Dec/34			36,843.75	36,843.75										-
01/Jun/35	205,000	3.250%	36,843.75	241,843.75	2035	278,687.50		278,687.50	278,687.50		114,027,641		-	-
01/Dec/35			33,512.50	33,512.50										-
01/Jun/36	210,000	3.500%	33,512.50	243,512.50	2036	277,025.00		277,025.00	277,025.00		114,027,641		-	-
01/Dec/36			29,837.50	29,837.50										-
01/Jun/37	220,000	3.500%	29,837.50	249,837.50	2037	279,675.00		279,675.00	279,675.00		114,027,641		-	-
01/Dec/37			25,987.50	25,987.50										-
01/Jun/38	225,000	3.500%	25,987.50	250,987.50	2038	276,975.00		276,975.00	276,975.00		114,027,641		-	-
01/Dec/38			22,050.00	22,050.00										-
01/Jun/39	235,000	3.500%	22,050.00	257,050.00	2039	279,100.00		279,100.00	279,100.00		114,027,641		-	-
01/Dec/39			17,937.50	17,937.50										-
01/Jun/40	245,000	3.500%	17,937.50	262,937.50	2040	280,875.00		280,875.00	280,875.00		114,027,641		-	-
01/Dec/40			13,650.00	13,650.00										-
01/Jun/41	250,000	3.500%	13,650.00	263,650.00	2041	277,300.00		277,300.00	277,300.00		114,027,641		-	-
01/Dec/41			9,275.00	9,275.00										-
01/Jun/42	260,000	3.500%	9,275.00	269,275.00	2042	278,550.00		278,550.00	278,550.00		114,027,641		-	-
01/Dec/42			4,725.00	4,725.00										-
01/Jun/43	270,000	3.500%	4,725.00	274,725.00	2043	279,450.00		279,450.00	279,450.00		114,027,641		-	-
														-
Total	$4,000,000		$1,563,350.00	$5,563,350.00		$5,563,350.00	$2,896,637.50	$8,459,987.50	$8,459,987.50				$ - Average	$ - Average

Net Interest Rate	3.450151%
Bond Years	46,240.000
Average Life	11.560

Premium
Discount $32,000.00

run date: 28/Feb/22
file name:

SPEER FINANCIAL, INC.

PRELIMINARY - SUBJECT TO CHANGE

SPEER FINANCIAL, INC.

City of Riverside, Iowa

SPEER FINANCIAL, INC.

$5,000,000 General Obligation Corporate Purpose Bonds, Series 2023

Date of Bonds: 01/Jun/23 — 20 Year Maturity

Date	Principal	Estimated Interest Rate	Interest	Principal and Interest	Fiscal Year	Estimated Series 2023 Debt Service	ALL Debt Service Outstanding LEVIES	Total	Less Annual Revenue	Estimated Net Debt Service	Taxable Valuation 1/1/21	ETV Growth Assumptions	Estimated Tax Rate Per ($1000 ETV)	Taxes Per Property $100,000 Assessed $54,130.20 Taxable Value
01/Dec/23			$81,900.00	$81,900.00										
01/Jun/24	$ 185,000	3.000%	81,900.00	266,900.00	2024	$348,800.00	265,512.50	$614,312.50	$614,312.50		$ 114,027,641		$ -	$ -
01/Dec/24			79,125.00	79,125.00										-
01/Jun/25	190,000	3.000%	79,125.00	269,125.00	2025	348,250.00	261,512.50	609,762.50	609,762.50		114,027,641		-	-
01/Dec/25			76,275.00	76,275.00										-
01/Jun/26	195,000	3.000%	76,275.00	271,275.00	2026	347,550.00	262,012.50	609,562.50	609,562.50		114,027,641		-	-
01/Dec/26			73,350.00	73,350.00										-
01/Jun/27	200,000	3.000%	73,350.00	273,350.00	2027	346,700.00	262,400.00	609,100.00	609,100.00		114,027,641		-	-
01/Dec/27			70,350.00	70,350.00										-
01/Jun/28	205,000	3.000%	70,350.00	275,350.00	2028	345,700.00	262,150.00	607,850.00	607,850.00		114,027,641		-	-
01/Dec/28			67,275.00	67,275.00										-
01/Jun/29	215,000	3.000%	67,275.00	282,275.00	2029	349,550.00	261,775.00	611,325.00	611,325.00		114,027,641		-	-
01/Dec/29			64,050.00	64,050.00										-
01/Jun/30	220,000	3.000%	64,050.00	284,050.00	2030	348,100.00	265,725.00	613,825.00	613,825.00		114,027,641		-	-
01/Dec/30			60,750.00	60,750.00										-
01/Jun/31	225,000	3.000%	60,750.00	285,750.00	2031	346,500.00	265,400.00	611,900.00	611,900.00		114,027,641		-	-
01/Dec/31			57,375.00	57,375.00										-
01/Jun/32	235,000	3.000%	57,375.00	292,375.00	2032	349,750.00	262,350.00	612,100.00	612,100.00		114,027,641		-	-
01/Dec/32			53,850.00	53,850.00										-
01/Jun/33	240,000	3.250%	53,850.00	293,850.00	2033	347,700.00	265,150.00	612,850.00	612,850.00		114,027,641		-	-
01/Dec/33			49,950.00	49,950.00										-
01/Jun/34	245,000	3.250%	49,950.00	294,950.00	2034	344,900.00	262,650.00	607,550.00	607,550.00		114,027,641		-	-
01/Dec/34			45,968.75	45,968.75										-
01/Jun/35	255,000	3.250%	45,968.75	300,968.75	2035	346,937.50		346,937.50	346,937.50		114,027,641		-	-
01/Dec/35			41,825.00	41,825.00										-
01/Jun/36	265,000	3.500%	41,825.00	306,825.00	2036	348,650.00		348,650.00	348,650.00		114,027,641		-	-
01/Dec/36			37,187.50	37,187.50										-
01/Jun/37	275,000	3.500%	37,187.50	312,187.50	2037	349,375.00		349,375.00	349,375.00		114,027,641		-	-
01/Dec/37			32,375.00	32,375.00										-
01/Jun/38	280,000	3.500%	32,375.00	312,375.00	2038	344,750.00		344,750.00	344,750.00		114,027,641		-	-
01/Dec/38			27,475.00	27,475.00										-
01/Jun/39	290,000	3.500%	27,475.00	317,475.00	2039	344,950.00		344,950.00	344,950.00		114,027,641		-	-
01/Dec/39			22,400.00	22,400.00										-
01/Jun/40	305,000	3.500%	22,400.00	327,400.00	2040	349,800.00		349,800.00	349,800.00		114,027,641		-	-
01/Dec/40			17,062.50	17,062.50										-
01/Jun/41	315,000	3.500%	17,062.50	332,062.50	2041	349,125.00		349,125.00	349,125.00		114,027,641		-	-
01/Dec/41			11,550.00	11,550.00										-
01/Jun/42	325,000	3.500%	11,550.00	336,550.00	2042	348,100.00		348,100.00	348,100.00		114,027,641		-	-
01/Dec/42			5,862.50	5,862.50										-
01/Jun/43	335,000	3.500%	5,862.50	340,862.50	2043	346,725.00		346,725.00	346,725.00		114,027,641		-	-
														-
Total	$5,000,000		$1,951,912.50	$6,951,912.50		$6,951,912.50	$2,896,637.50	$9,848,550.00	$9,848,550.00				$ - Average	$ - Average

Net Interest Rate	3.449797%	Premium Discount	$40,000.00
Bond Years	57,740.000		
Average Life	11.548		
		run date:	28/Feb/22
		file name:	

SPEER FINANCIAL, INC.

PRELIMINARY - SUBJECT TO CHANGE

Christine Yancey

From: Adrianne Bricker <abricker@axiom-con.com>
Sent: Thursday, March 3, 2022 9:16 AM
To: Christine Yancey
Cc: Brian Boelk; Nick Bettis
Subject: Soft Fall Design & Colors for RR Park (210145)
Attachments: RR Park Surface Design, Pages from Media packet 2-22-2022.pdf; PIP Surface Color Chart.pdf

Importance: High

Good Morning Christine,

Apologies for the delay, I went home sick yesterday and completely forgot to provide this information to you before I left.

First, attached are the (2) designs that the City will need to choose from.

Next, attached is the PIP surface color chart. Some of the colors are subject to yellowing due to UV rays and require an additional resin to be added for a fee of ~$3/sqft. This pricing was not included in the base bid as the surface design and colors were not available at the time of the bid – only that it would be a (5) color pour/design. This resin add-in is not required but recommended due to a tendency to "yellow".

With that being said, I have UNDERLINED the colors in the chart that require the additional UV protection.

As for color choices, the City can chose any color from the chart (black is a color, just not shown). A couple color combinations we suggest are:

Traditional Star Trek Color Scheme: Black, Brick Red, Ice, Sand & Dust (squared in grey)

Brighter Color Scheme: Black, Brick Red, Evergreen, Autumn Yellow & Rain (squared with black)

Keep in mind the colors of your other playground equipment as well.

Please let us know if you have any other questions or need further information.



ADRIANNE BRICKER BA
Senior Project Manager
AXIOMCONSULTANTS
CBJ Best of the Corridor 2019-2021
w: axiom-con.com c: 319-383-1217

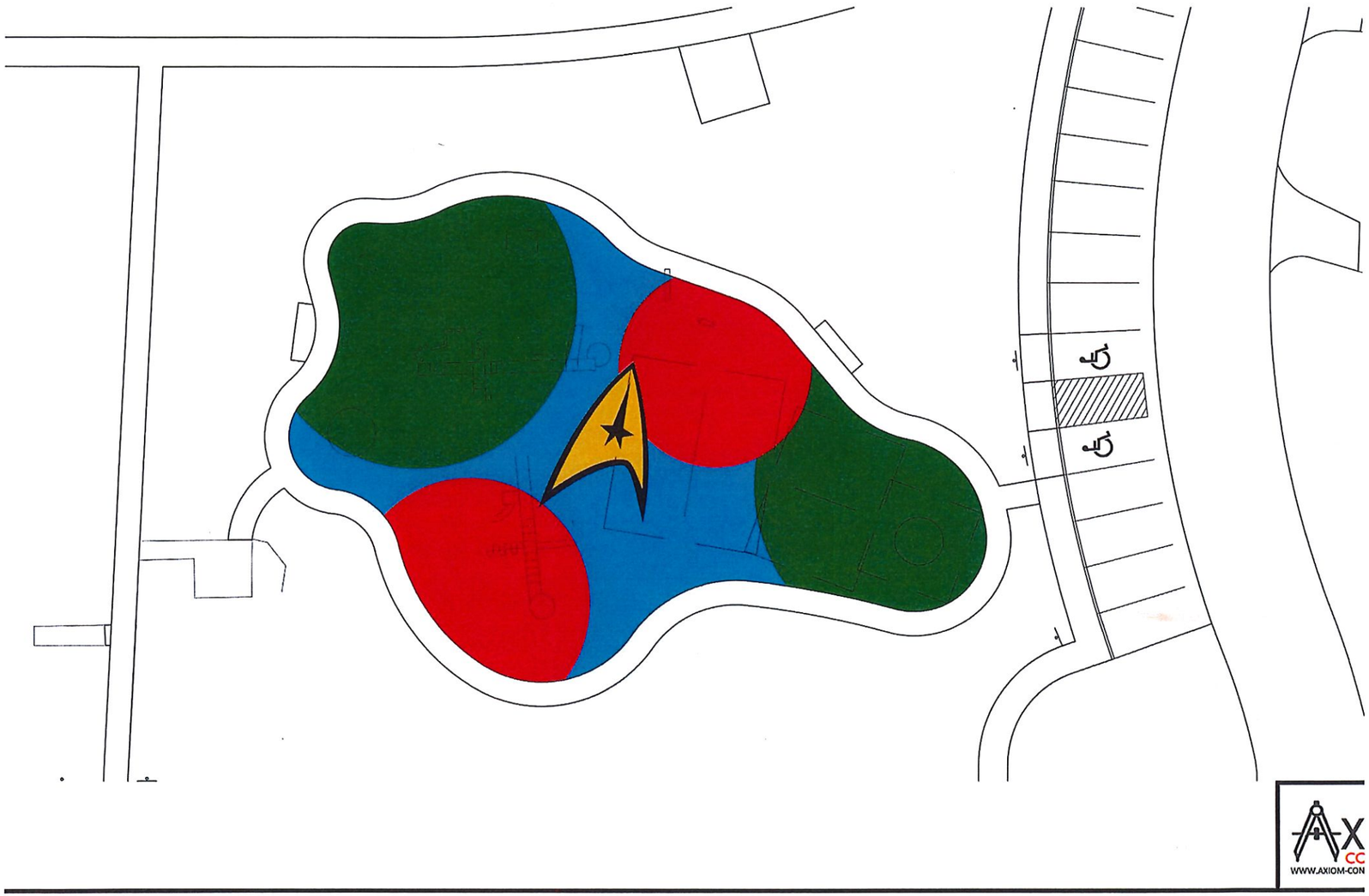
WWW.AXIOM-CON

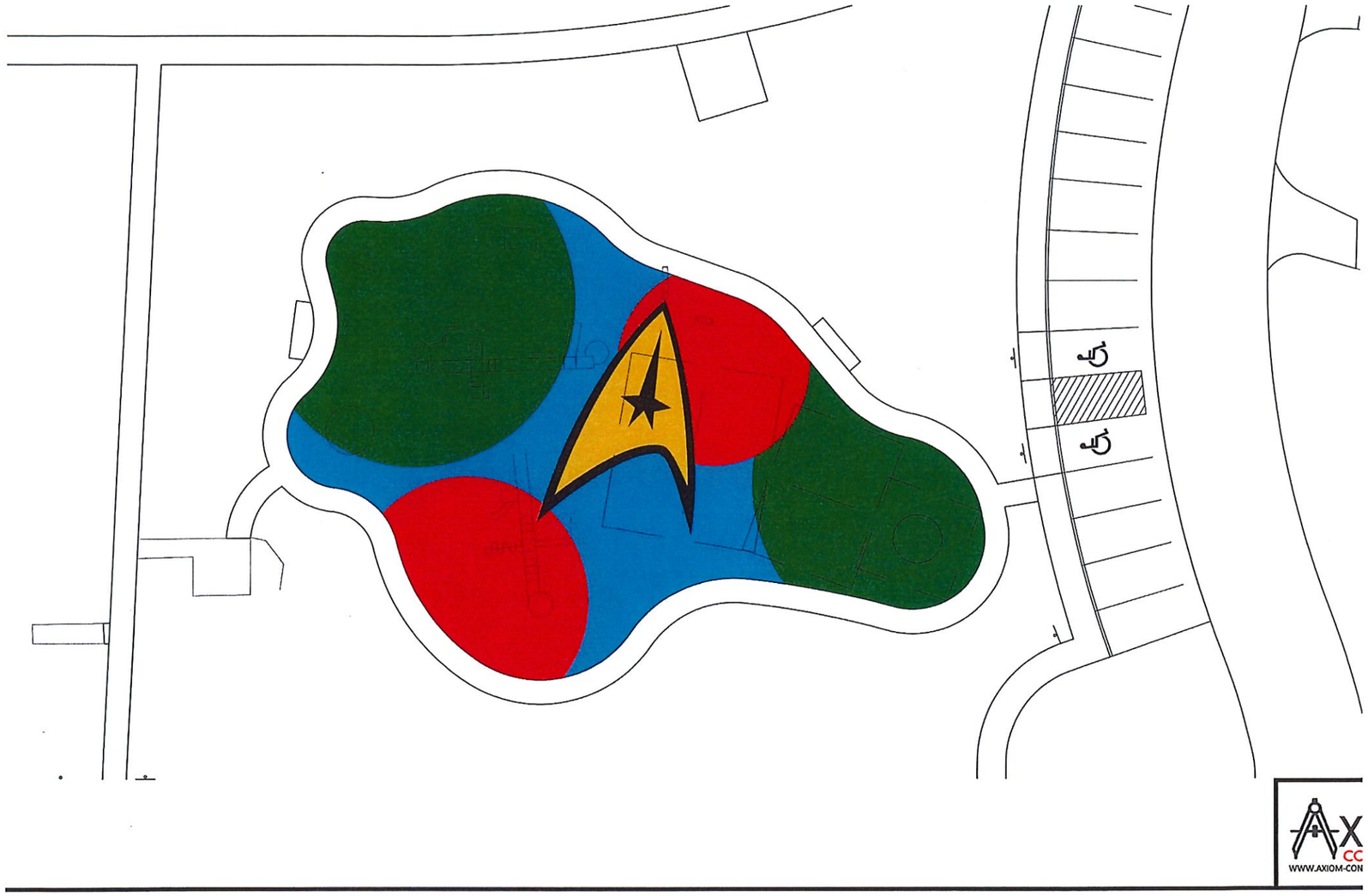

ATHLETIC & RECREATIONAL SURFACES **02790**

Softline Solutions

Color Blend Visualizer available on https://www.softlinesolutions.net/resources-folder/surface-finishes/virgin-colour-rubber/



Virgin Colour Rubber is a colour fast, durable surface finish for your pour in place rubber surface. With a large range of colours, this premium surfacing finish allows you to create amazing designs.

RESOLUTION #20220307-01

RESOLUTION TO ACCEPT PLANS AND SPECIFICATION DESIGN FOR 3rd STREET PROJECT

WHEREAS, City of Riverside has contracted with Axiom Consultants to plan and design the 3rd Street Project for the City of Riverside. Project will replace water and sewer mains, install storm drainage, replace sidewalks, and install curb & gutter with street resurfacing. Engineer's estimate $2,997,645.81,

WHEREAS, on the 22nd day of February, 2022 the City Council of the City of Riverside held a Public hearing at City Hall regarding this project at the regular Council Meeting which started at 6:00 PM.

THEREFORE, BE IT RESOLVED, BY THE CITY COUNCIL OF THE CITY OF RIVERSIDE, APPROVES THE Plans, Specifications and Contract for the 3rd Street Project, and authorizes Axiom Consultants to send project out for bid.

IT WAS MOVED BY Councilperson _____, seconded by Councilperson _____ that the foregoing Resolution be approved.

Roll call: Sexton, McGuire, Schneider, Kiene, Mills

Ayes:

Nays:

Absent:

Passed by the City Council of Riverside, Iowa, and approved this 7th day of March, 2022.

Signed: _____ Date: _____
Allen Schneider, Mayor

Attest: _____ Date: _____
Becky LaRoche, City Clerk

ENGINEER:	**AXIOM CONSULTANTS, INC.** 60 E. Court Street Iowa City, IA 52240 Project No.: 21-0144		Wednesday, March 2, 2022 Based on Bid Documents Opinion of Costs

THIRD STREET-BASE BID

NO.	ITEM	UNIT	QUANTITY	UNIT COST	ENGINEER'S ESTIMATE
1	CLEARING AND GRUBBING	LS	1.0	$10,000.00	$20,000
2	TOPSOIL, ON-SITE	CY	2,146.0	$20.00	$42,920
3	EXCAVATION, CLASS 10	CY	13,000.0	$10.00	$130,000
4	SUBGRADE PREPARATION	SY	16,235.4	$2.50	$40,589
5	COMPACTION TESTING	LS	1.0	$5,000.00	$5,000
6	BELOW GRADE EXCAVATION (CORE OUT)	CY	200.0	$22.50	$4,500
7	MODIFIED SUBBASE	TON	5,115.0	$20.00	$102,300
8	SANITARY SEWER GRAVITY MAIN, TRENCHED, PVC, 8 IN.	LF	124.0	$56.00	$6,944
9	SANITARY SEWER SERVICE STUB, PVC, 4 IN.	LF	1,945.0	$42.00	$81,690
10	REMOVAL OF SANITARY SEWER, PVC, 8 IN.	LF	2,069.0	$20.00	$41,380
11	STORM SEWER, TRENCHED, RCP, 15 IN.	LF	1,488.0	$75.00	$111,600
12	STORM SEWER, TRENCHED, RCP, 18 IN.	LF	914.0	$80.00	$73,120
13	STORM SEWER, TRENCHED, RCP, 24 IN.	LF	328.0	$110.00	$36,080
14	STORM SEWER, TRENCHED, RCP, 36 IN.	LF	185.0	$155.00	$28,675
15	STORM SEWER, TRENCHED, ELLIPTICAL RCP, 44 IN. X 27 IN.	LF	105.0	$250.00	$26,250
16	STORM SEWER, TRENCHED, ELLIPTICAL RCP, 59 IN. X 36 IN.	LF	185.0	$325.00	$60,125
17	REMOVAL OF STORM SEWER, SIZES AND TYPE PER PLAN	LF	1,933.0	$20.00	$38,660
18	STORM SEWER ABANDONMENT, PLUG	EACH	1.0	$2,500.00	$2,500
19	SUBDRAIN, PERFORATED PLASTIC PIPE, 6 IN.	LF	6,669.0	$14.00	$93,366
20	SUBDRAIN OUTLET, DR-303	EACH	41.0	$250.00	$10,250
21	STORM SEWER SERVICE, 6" PVC, INCLUDING 6" WYE	LF	1,772.0	$10.00	$17,720
22	WATER MAIN, TRENCHED, PVC, 6 IN.	LF	3,280.0	$55.00	$180,400
23	WATER MAIN, TRENCHLESS, PVC, 6 IN.	LF	81.0	$105.00	$8,505
24	WATER SERVICE PIPE, PVC, 1 IN	LF	1,979.0	$45.00	$89,055
25	WATER SERVICE CORPORATION, PVC, 1 IN.	EACH	54.0	$1,500.00	$81,000
26	WATER SERVICE CURB STOP AND BOX, PVC, 1 IN	EACH	54.0	$1,000.00	$54,000
27	WATER MAIN REMOVAL, 4 IN AND 6 IN.	LS	1.0	$33,180.00	$33,180
28	VALVE, GATE, DIP, 6 IN.	EACH	17.0	$2,000.00	$34,000
29	FIRE HYDRANT ASSEMBLY	EACH	7.0	$7,500.00	$52,500
30	FIRE HYDRANT ASSEMBLY REMOVAL	EACH	6.0	$1,000.00	$6,000
31	MANHOLE, SANITARY SEWER, SW-301, 48 IN.	EACH	2.0	$5,000.00	$10,000
32	MANHOLE, STORM SEWER, SW-401, 48 IN.	EACH	7.0	$4,000.00	$28,000
33	MANHOLE, STORM SEWER, SW-402	EACH	3.0	$4,750.00	$14,250
34	INTAKE, SW-509	EACH	13.0	$5,250.00	$68,250
35	INTAKE, SW-512, 24 IN.	EACH	7.0	$3,500.00	$24,500
36	INTAKE, SW-541	EACH	1.0	$7,500.00	$7,500
37	INTAKE, SW-545	EACH	13.0	$6,500.00	$84,500
38	MANHOLE ADJUSTMENT, MINOR	EACH	1.0	$750.00	$750
39	MANHOLE ADJUSTMENT, MAJOR	EACH	4.0	$1,500.00	$6,000
40	CONNECTION TO EXISTING MANHOLE	EACH	1.0	$1,000.00	$1,000
41	CONNECTION TO EXISTING INTAKE	EACH	4.0	$1,000.00	$4,000
42	REMOVE MANHOLE	EACH	1.0	$1,500.00	$1,500
43	REMOVE INTAKE	EACH	10.0	$1,250.00	$12,500
44	REMOVAL OF EXISTING STRUCTURES	LS	1.0	$5,000.00	$5,000
45	PAVEMENT, PCC, 7 IN.	SY	14,546.0	$44.00	$640,024
46	CURB AND GUTTER, 24" WIDE, 7" THICKNESS	LF	178.0	$50.00	$8,900
47	PCC PAVEMENT SAMPLES AND TESTING	LS	1.0	$7,500.00	$7,500
48	PAVEMENT, HMA	SY	384.8	$45.00	$17,316
49	REMOVAL OF SIDEWALK	SY	2,657.0	$9.00	$23,913
50	SIDEWALK, PCC, 4 IN	SY	3,343.0	$45.00	$150,435
51	SIDEWALK, PCC, 6 IN.	SY	600.0	$65.00	$39,000
52	DETECTABLE WARNINGS	SF	460.0	$30.00	$13,800
53	DRIVEWAY, PCC, 6 IN.	SY	1,502.0	$53.00	$79,606
54	DRIVEWAY, GRANULAR	TON	45.0	$25.00	$1,125
55	REMOVAL OF PAVED DRIVEWAY	SY	663.0	$5.00	$3,315
56	PAVEMENT REMOVAL	SY	12,129.0	$5.00	$60,645
57	SIGN INSTALLATION	LS	1.0	$5,000.00	$5,000
58	TRAFFIC SIGN REMOVAL	LS	1.0	$2,500.00	$2,500
59	PAINTED PAVEMENT MARKINGS, SOLVENT/WATERBORNE	STA	51.2	$320.00	$16,368
60	TEMPORARY TRAFFIC CONTROL	LS	1.0	$10,000.00	$10,000
61	HYDRAULIC SEEDING, SEEDING, FERTILIZING, AND MULCHING-TYPE	ACRE	3.3	$4,400.00	$14,344
62	TEMPORARY SEEDING, FERTILIZING, AND MULCHING-TYPE 4	ACRE	3.3	$3,500.00	$11,410
63	ROLLED EROSION CONTROL PRODUCT TYPE 1.B - WOOD EXCELSIO	SY	3,740.0	$2.00	$7,480
64	FILTER SOCK, 9 IN.	LF	6,614.0	$3.50	$23,149
65	FILTER SOCKS, REMOVAL	LF	6,614.0	$1.00	$6,614
66	RIP RAP, CLASS D	TON	68.0	$45.00	$3,060
67	SILT FENCE OR SILT FENCE DITCH CHECK	LF	3,198.0	$2.50	$7,995
68	SILT FENCE OR SILT FENCE DITCH CHECK, REMOVAL OF SEDIMENT	LF	3,198.0	$0.50	$1,599
69	SILT FENCE OR SILT FENCE DITCH CHECK, REMOVAL OF DEVICE	LF	3,198.0	$0.50	$1,599
70	INLET PROTECTION DEVICE	EACH	36.0	$100.00	$3,600
71	INLET PROTECTION DEVICE, MAINTENANCE	EACH	36.0	$25.00	$900
72	SEGMENTAL BLOCK RETAINING WALL	SF	3,350.0	$45.00	$150,750
73	CONCRETE STEPS, PER PLAN	SF	569.6	$110.00	$62,656
74	HANDRAIL, STEEL	LF	192.0	$55.00	$10,560
75	SAFETY RAIL	LF	335.0	$40.00	$13,400
76	MOBILIZATION	LS	1.0	$216,878.50	$216,879
77	MAINTENANCE OF SOLID WASTE COLLECTION	LS	1.0	$1,500.00	$1,500
78	CONCRETE WASHOUT	LS	1.0	$3,000.00	$3,000
				Subtotal	**$3,400,000.00**
				5% Contingency	$170,000.00
				Total	**$3,570,000.00**

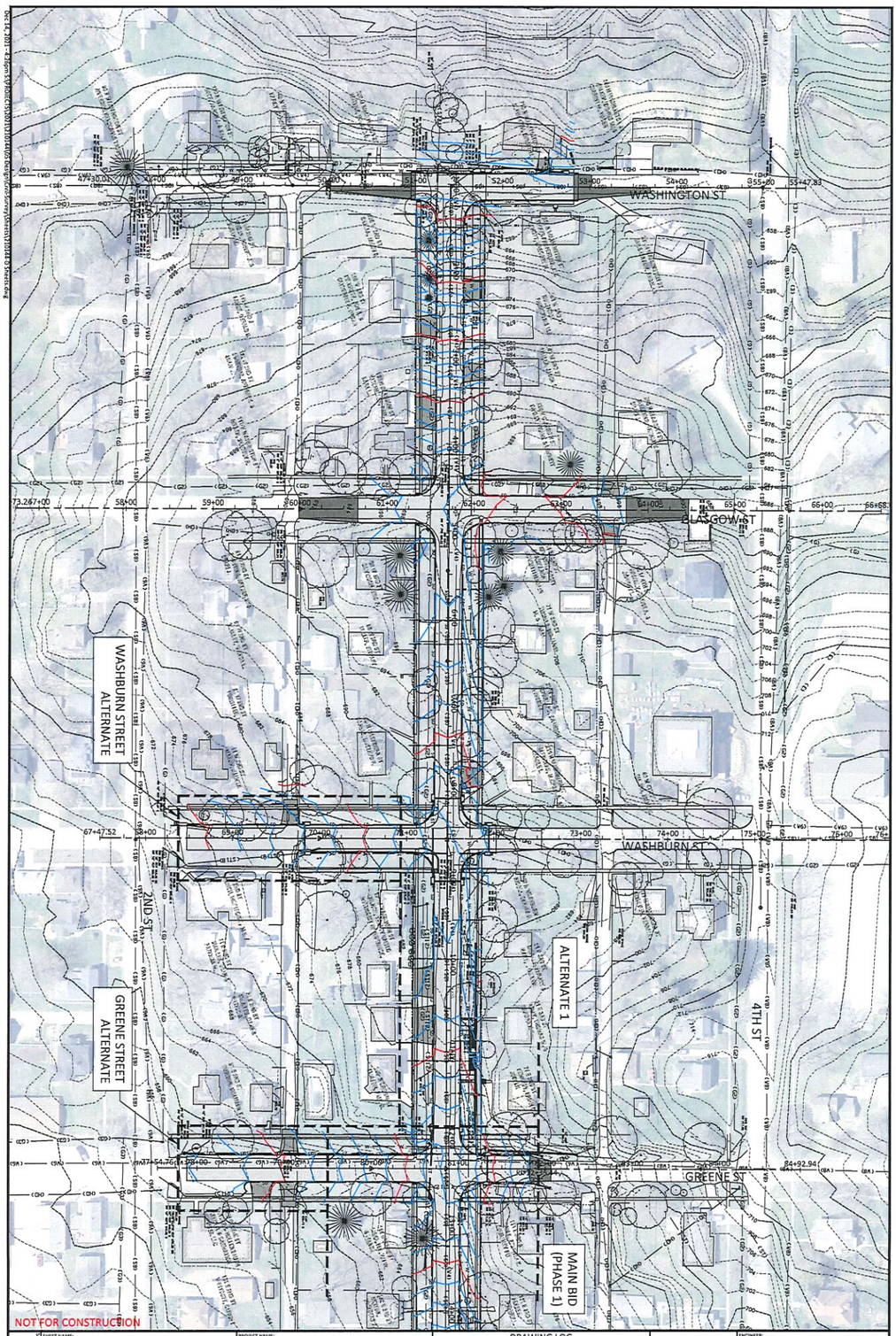

SHEET NO.: D1	SHEET NAME: OVERALL LINEWORK	PROJECT NAME: THIRD STREET IMPROVEMENTS RIVERSIDE, IA 52327	DRAWING LOG REV / DESCRIPTION OF CHANGES / DATE
PROJECT NO.: 210144	DESIGN PROFESSIONAL: BOELK/BETTIS	CLIENT NAME: CITY OF RIVERSIDE	ENGINEER: AXIOM CONSULTANTS WWW.AXIOM-CON.COM | (319) 519-6220

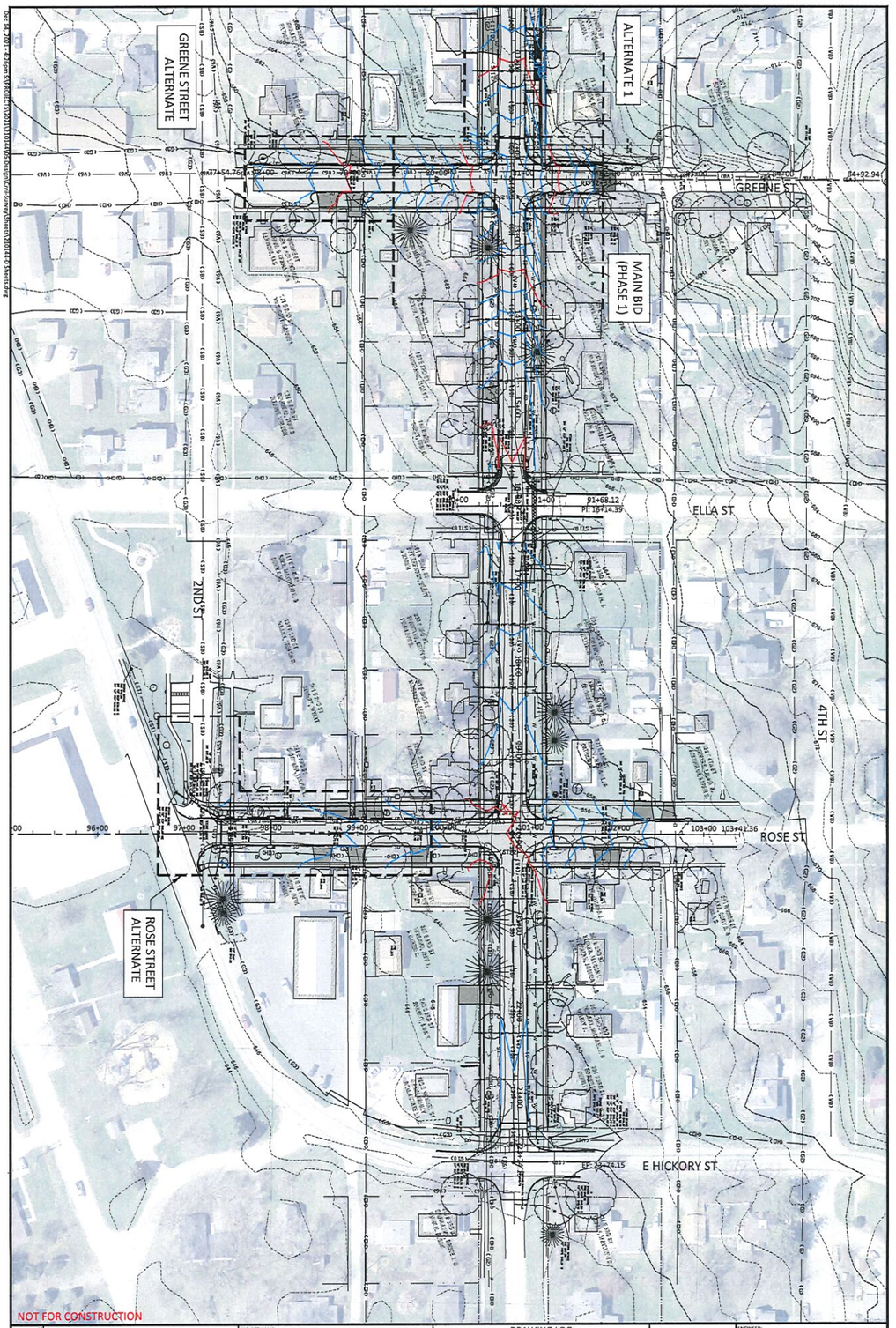

NOT FOR CONSTRUCTION

SHEET NUMBER: D2	SHEET NAME: OVERALL LINEWORK	PROJECT NAME: THIRD STREET IMPROVEMENTS RIVERSIDE, IA 52327	DRAWING LOG: REV / DESCRIPTION OF CHANGES / DATE		ENGINEER: AXIOM CONSULTANTS
	PROJECT NO.: 210144	DESIGN PROFESSIONAL: BOELK/BETTIS	CLIENT NAME: CITY OF RIVERSIDE		WWW.AXIOM-CON.COM | (319) 519-6220

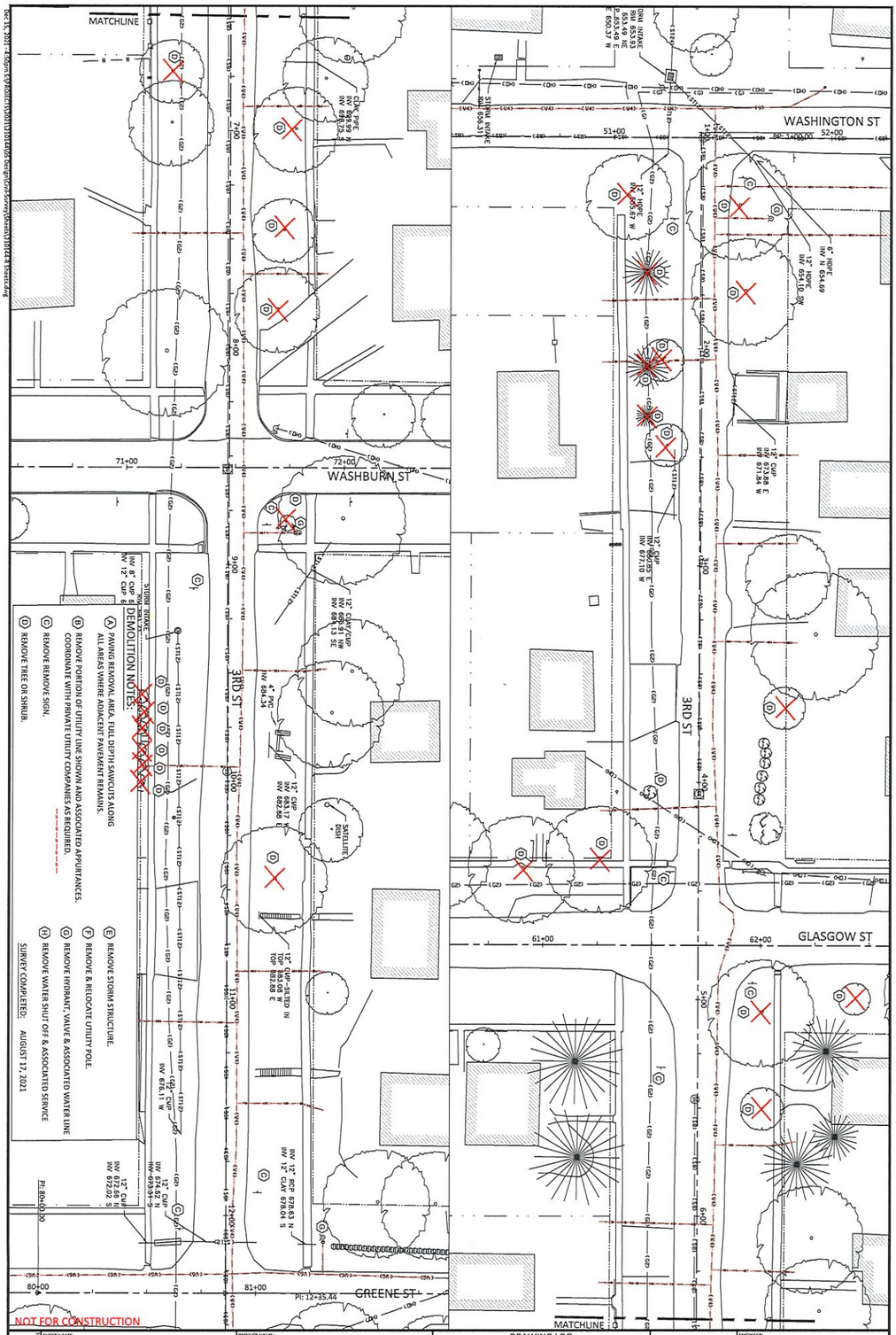

SHEET NAME: DEMOLITION PLAN	PROJECT NAME: THIRD STREET IMPROVEMENTS	DRAWING LOG	ENGINEER: AXIOM CONSULTANTS
SHEET NUMBER: R.01	RIVERSIDE, IA 52327	REV / DESCRIPTION OF CHANGES / DATE	WWW.AXIOM-CON.COM | (319) 519-6220
PROJECT NO.: 210144	DESIGN PROFESSIONAL: BOELK/BETTIS	CLIENT NAME: CITY OF RIVERSIDE	

DEMOLITION NOTES:

- (A) PAVING REMOVAL AREA. FULL DEPTH SAWCUTS ALONG ALL AREAS WHERE ADJACENT PAVEMENT REMAINS.
- (B) REMOVE PORTION OF UTILITY LINE SHOWN AND ASSOCIATED APPURTANCES. COORDINATE WITH PRIVATE UTILITY COMPANIES AS REQUIRED.
- (C) REMOVE REMOVE SIGN.
- (D) REMOVE TREE OR SHRUB.
- (E) REMOVE STORM STRUCTURE.
- (F) REMOVE & RELOCATE UTILITY POLE.
- (G) REMOVE HYDRANT, VALVE & ASSOCIATED WATER LINE
- (H) REMOVE WATER SHUT OFF & ASSOCIATED SERVICE

SURVEY COMPLETED: AUGUST 17, 2021

NOT FOR CONSTRUCTION

AXIOM CONSULTANTS
ENGINEER
WWW.AXIOM-CON.COM | (319) 519-6220

0 10 20

DRAWING LOG

REV	DESCRIPTION OF CHANGES	DATE

PROJECT NAME: THIRD STREET IMPROVEMENTS
RIVERSIDE, IA 52327
CLIENT NAME: CITY OF RIVERSIDE

SHEET NAME: DEMOLITION PLAN
DESIGN PROFESSIONAL: BOELK/BETTIS
PROJECT NO.: 210144
SHEET NUMBER: R.02

Dec 15, 2021 - 4:50pm S:\PROJECTS\2021\210144\05 Design\Civil-Survey\Sheets\210144 R Sheets.dwg

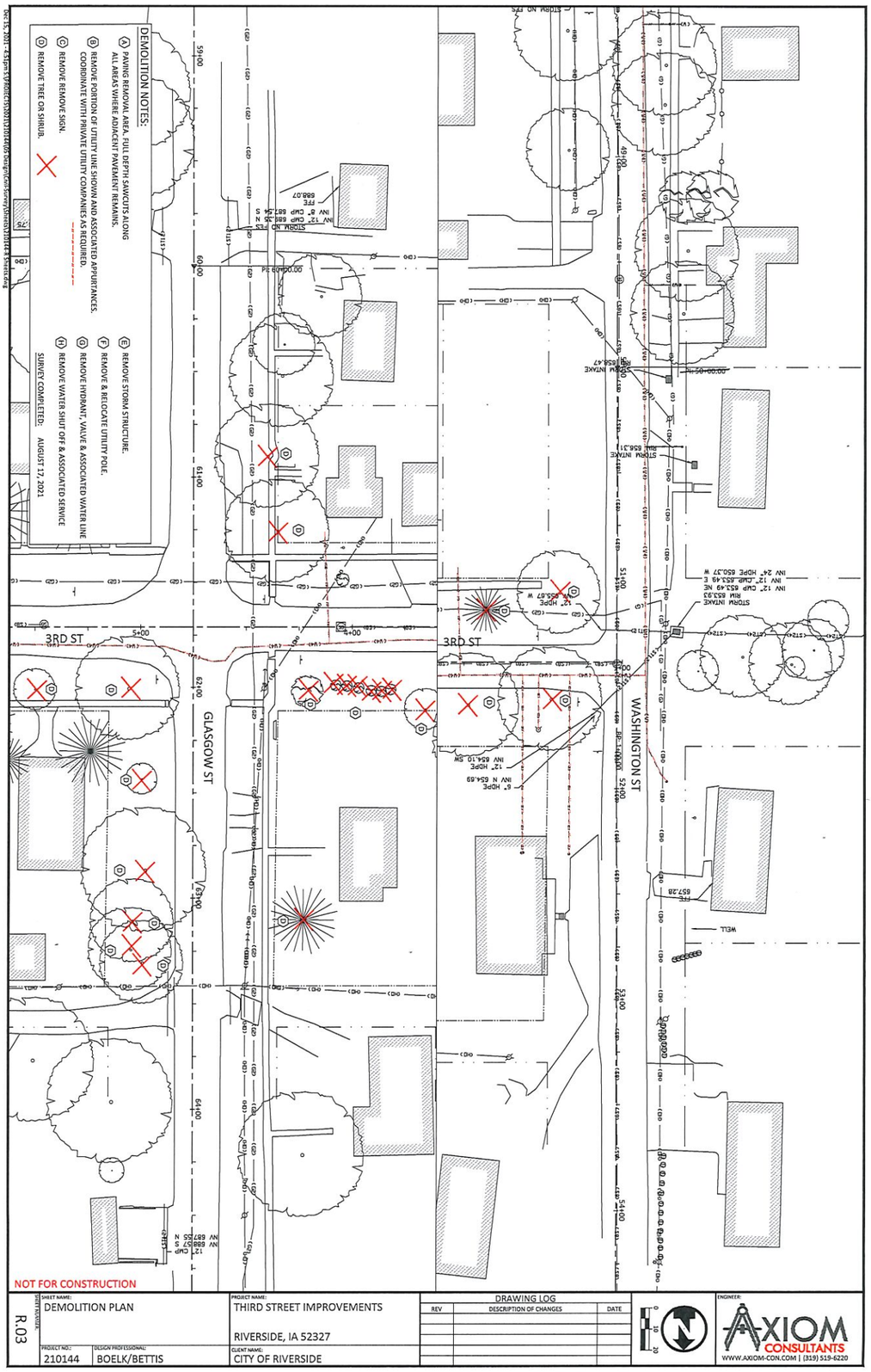
DEMOLITION NOTES:
A PAVING REMOVAL AREA. FULL DEPTH SAWCUTS ALONG ALL AREAS WHERE ADJACENT PAVEMENT REMAINS.
B REMOVE PORTION OF UTILITY LINE SHOWN AND ASSOCIATED APPURTENANCES. COORDINATE WITH PRIVATE UTILITY COMPANIES AS REQUIRED.
C REMOVE REMOVE SIGN.
D REMOVE TREE OR SHRUB.
E REMOVE STORM STRUCTURE.
F REMOVE & RELOCATE UTILITY POLE.
G REMOVE HYDRANT, VALVE & ASSOCIATED WATER LINE
H REMOVE WATER SHUT OFF & ASSOCIATED SERVICE
SURVEY COMPLETED: AUGUST 17, 2021
3RD ST
GLASGOW ST
WASHINGTON ST
NOT FOR CONSTRUCTION
R.03
SHEET NAME: DEMOLITION PLAN
PROJECT NO.: 210144
DESIGN PROFESSIONAL: BOELK/BETTIS
PROJECT NAME: THIRD STREET IMPROVEMENTS
RIVERSIDE, IA 52327
CLIENT NAME: CITY OF RIVERSIDE
DRAWING LOG
REV
DESCRIPTION OF CHANGES
DATE
ENGINEER:
AXIOM CONSULTANTS
WWW.AXIOM-CON.COM | (319) 519-6220

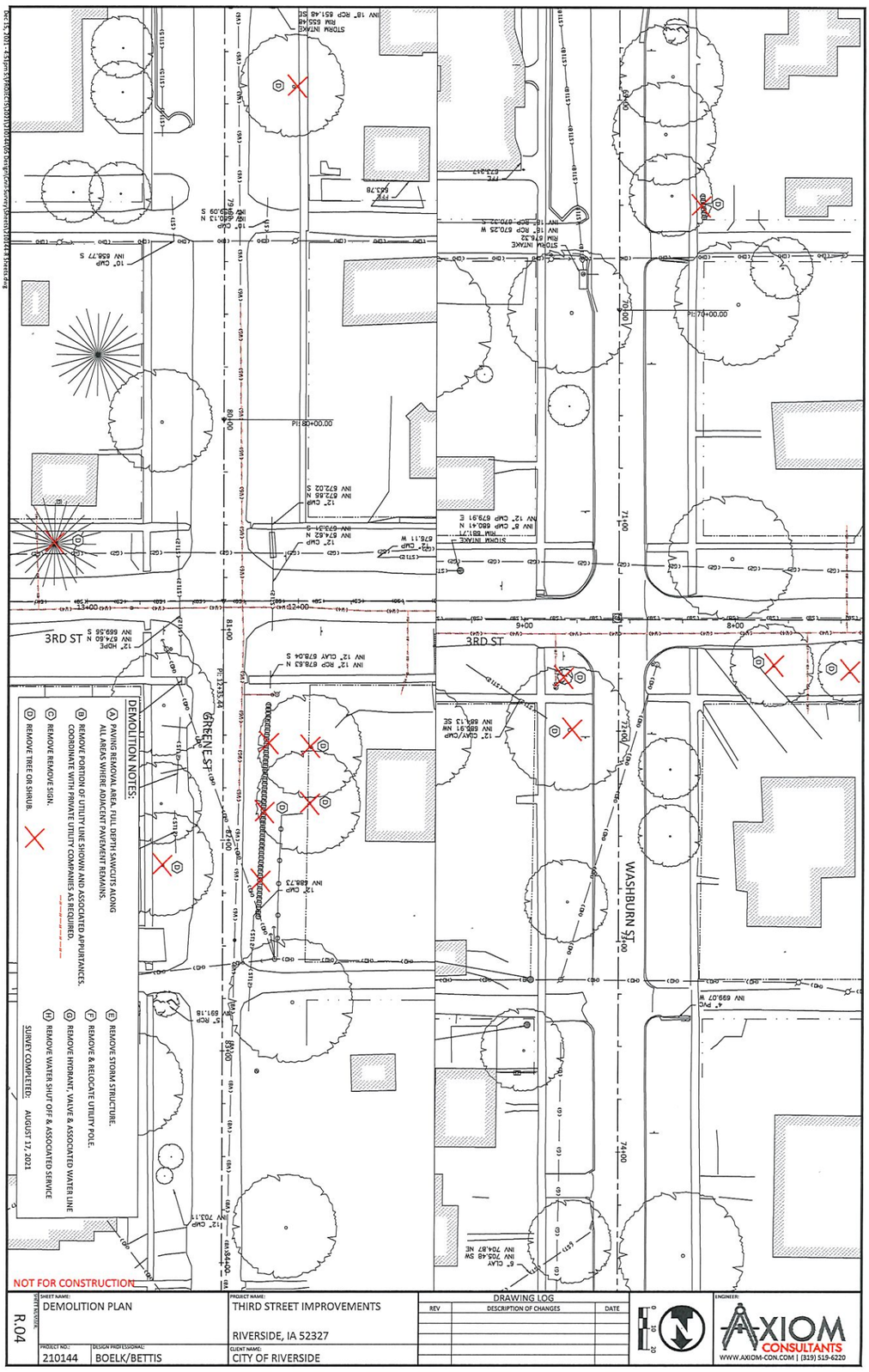

SHEET NUMBER: R.04	SHEET NAME: DEMOLITION PLAN	PROJECT NAME: THIRD STREET IMPROVEMENTS RIVERSIDE, IA 52327	DRAWING LOG REV / DESCRIPTION OF CHANGES / DATE
PROJECT NO.: 210144	DESIGN PROFESSIONAL: BOELK/BETTIS	CLIENT NAME: CITY OF RIVERSIDE	ENGINEER: AXIOM CONSULTANTS WWW.AXIOM-CON.COM | (319) 519-6220

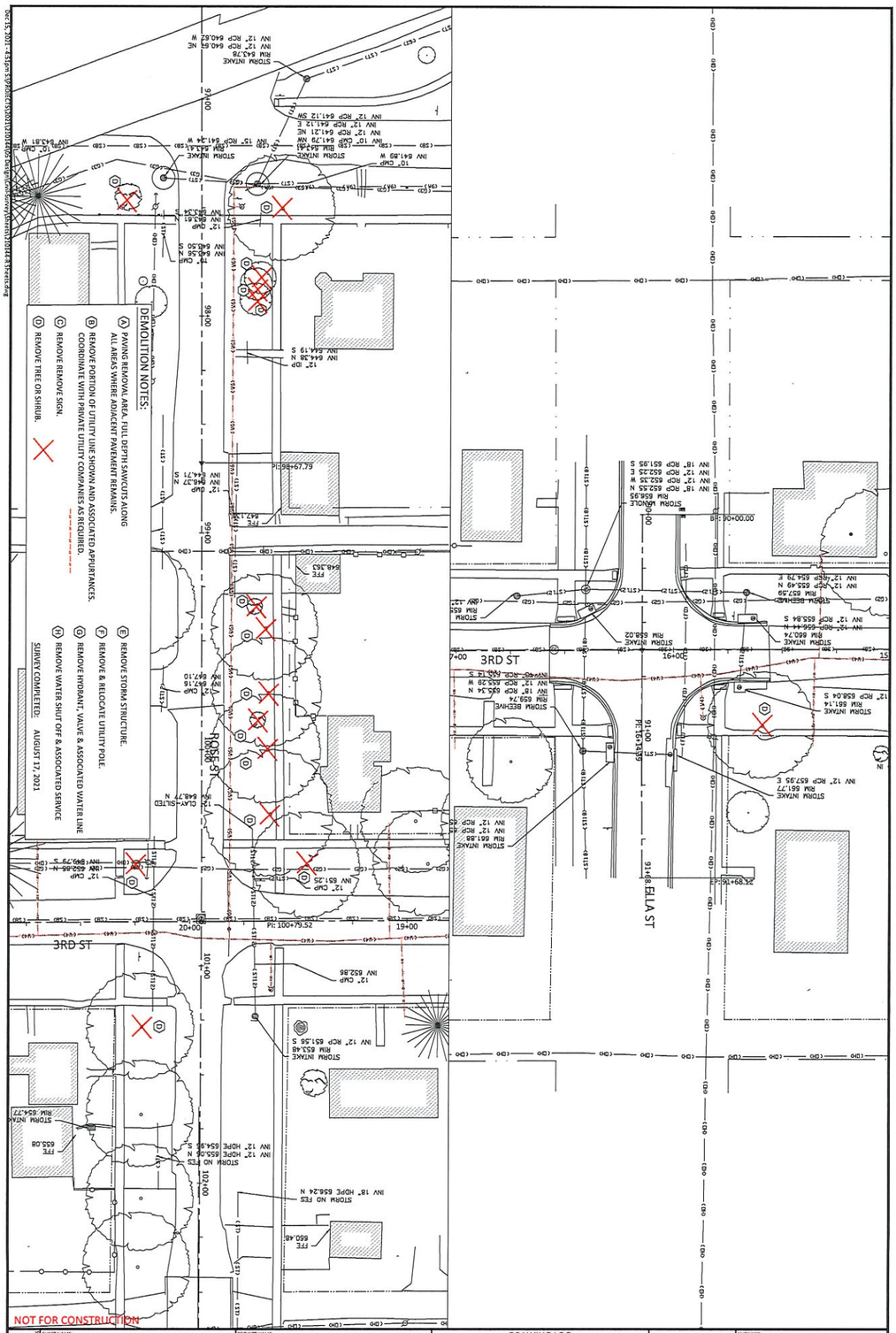

SHEET NUMBER: R.05	SHEET NAME: DEMOLITION PLAN	PROJECT NAME: THIRD STREET IMPROVEMENTS RIVERSIDE, IA 52327	DRAWING LOG: REV / DESCRIPTION OF CHANGES / DATE
PROJECT NO.: 210144	DESIGN PROFESSIONAL: BOELK/BETTIS	CLIENT NAME: CITY OF RIVERSIDE	ENGINEER: AXIOM CONSULTANTS WWW.AXIOM-CON.COM | (319) 519-6220

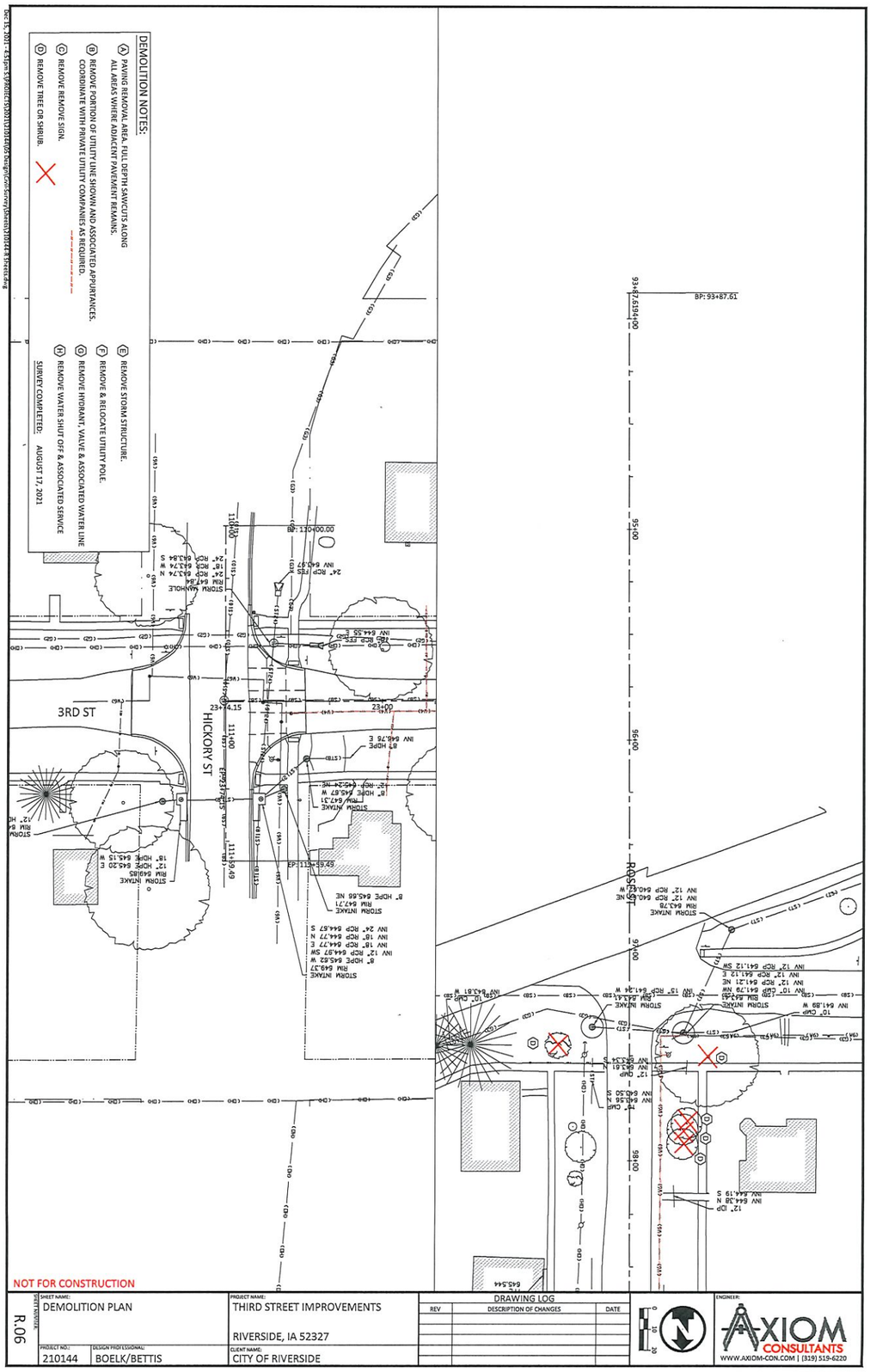
DEMOLITION NOTES:
A) MINOR REMOVAL AREA - FULL DEPTH SAWCUT ALONG ALL AREAS WHERE ADJACENT PAVEMENT REMAINS.
B) REMOVE PORTION OF UTILITY LINE SHOWN AND ASSOCIATED APPURTANCES. COORDINATE WITH PRIVATE UTILITY COMPANIES AS REQUIRED.
C) REMOVE REMOVE SIGN.
D) REMOVE TREE OR SHRUB.
E) REMOVE STORM STRUCTURE.
F) REMOVE & RELOCATE UTILITY POLE.
G) REMOVE HYDRANT, VALVE & ASSOCIATED WATER LINE
H) REMOVE WATER SHUT OFF & ASSOCIATED SERVICE
SURVEY COMPLETED: AUGUST 17, 2021
3RD ST
HICKORY ST
ROSS ST
BP: 110+00.00
BP: 93+87.61
EP: 115+59.49
NOT FOR CONSTRUCTION
SHEET NAME: DEMOLITION PLAN
PROJECT NO.: 210144
DESIGN PROFESSIONAL: BOELK/BETTIS
PROJECT NAME: THIRD STREET IMPROVEMENTS
RIVERSIDE, IA 52327
CLIENT NAME: CITY OF RIVERSIDE
DRAWING LOG
REV
DESCRIPTION OF CHANGES
DATE
R.06
ENGINEER:
AXIOM CONSULTANTS
WWW.AXIOM-CON.COM | (319) 519-6220

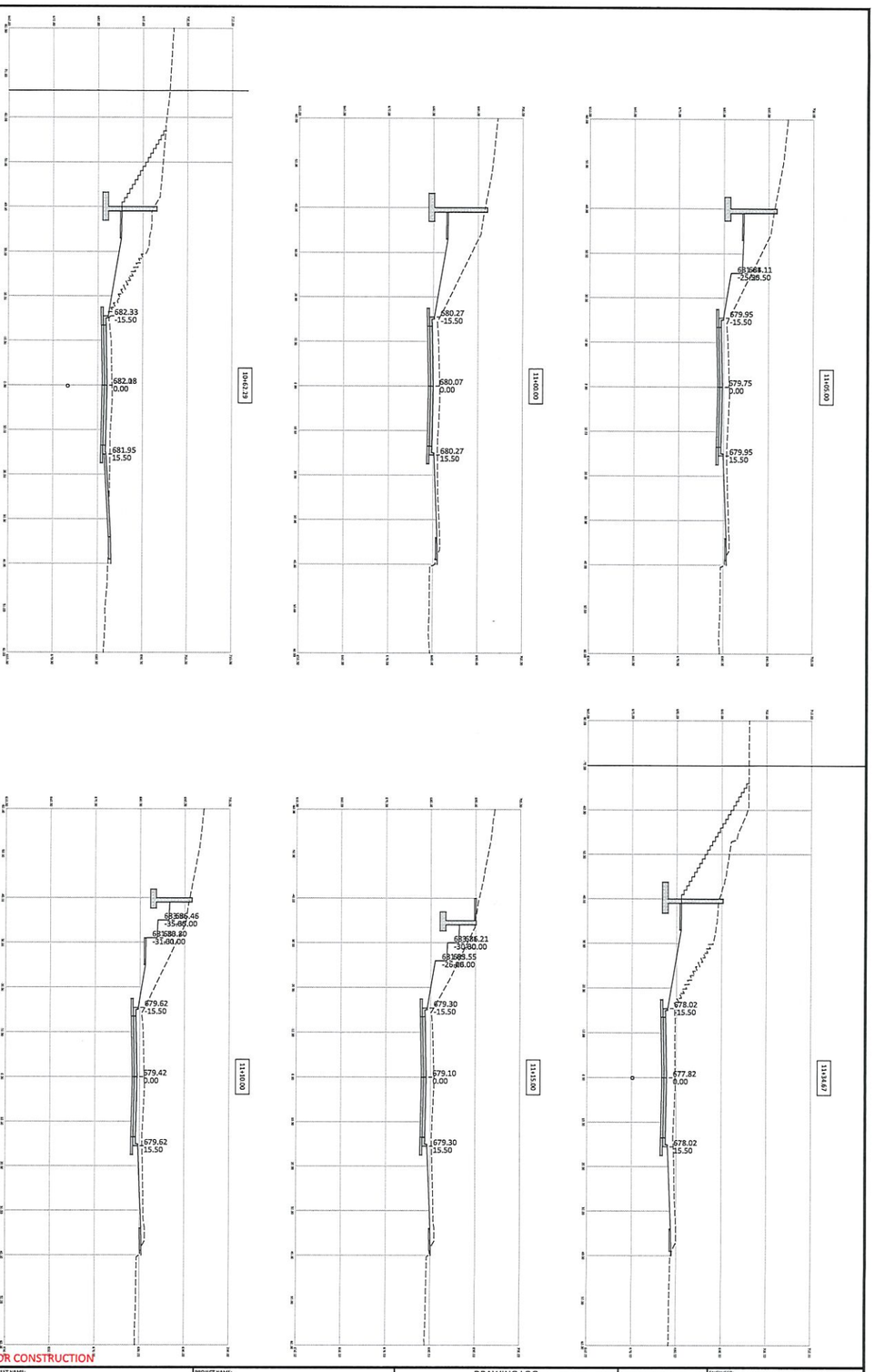

NOT FOR CONSTRUCTION

SHEET NUMBER: 1 OF 1	SHEET NAME: WALL OPTIONS	PROJECT NAME: THIRD STREET IMPROVEMENTS RIVERSIDE, IA 52327	DRAWING LOG REV / DESCRIPTION OF CHANGES / DATE	ENGINEER: AXIOM CONSULTANTS WWW.AXIOM-CON.COM | (319) 519-6220
	PROJECT NO.: 210144	DESIGN PROFESSIONAL: BOELK/BETTIS	CLIENT NAME: CITY OF RIVERSIDE	

RESOLUTION #20220307-02

RESOLUTION TO SET THE DATE FOR PUBLIC HEARING FOR FY22-23 ANNUAL CITY BUDGET

Whereas, the City of Riverside City Council sets the date for public hearing for the Fiscal Year 2022-2023 Annual City Budget for March 21st, 2022 at the regular Council Meeting starting at 6:00 pm at Riverside City Hall, 60 N Greene St, Riverside, Iowa.

Therefore, be it resolved the City of Riverside City Council does hereby approve the date of the public hearing, and to publish budget public hearing notice.

It was moved by Councilperson _____, seconded by Councilperson _____, to approve the foregoing resolution.

ROLL CALL VOTE: Sexton, McGuire, Schneider, Kiene, Mills

Ayes:

Nays:

Absents:

Passed and approved by the City Council of Riverside, Iowa on this 7th day of March, 2022.

Signed: _____ Date: _____

Allen Schneider, Mayor

Attest: _____ Date: _____

Becky LaRoche, City Clerk

NOTICE OF PUBLIC HEARING -- PROPOSED BUDGET
Fiscal Year July 1, 2022 - June 30, 2023
City of: RIVERSIDE

The City Council will conduct a public hearing on the proposed Budget at: City Hall 60 N Greene Street Riverside, IA Meeting Date: 3/21/2022 Meeting Time: 06:00 PM

At the public hearing any resident or taxpayer may present objections to, or arguments in favor of , any part of the proposed budget. This notice represents a summary of the supporting detail of revenues and expenditures on file with the City Clerk and County Auditor.

City budgets are subject to protest. If protest petition requirements are met, the State Appeal Board will hold a local hearing. For more information, consult https://dom.iowa.gov/local-gov-appeals.

The Budget Estimate Summary of proposed receipts and expenditures is shown below. Copies of the the detailed proposed Budget may be obtained or viewed at the offices of the Mayor, City Clerk, and at the Library.

The estimated Total tax levy rate per $1000 valuation on regular property 8.10000

The estimated tax levy rate per $1000 valuation on Agricultural land is 0

At the public hearing, any resident or taxpayer may present objections to, or arguments in favor of, any part of the proposed budget.

Phone Number
(319) 648-3501

City Clerk/Finance Officer's NAME
Becky LaRoche - City Clerk

		Budget FY 2023	Re-estimated FY 2022	Actual FY 2021
Revenues & Other Financing Sources				
Taxes Levied on Property	1	918,336	900,390	945,474
Less: Uncollected Property Taxes-Levy Year	2	0	0	0
Net Current Property Taxes	3	918,336	900,390	945,474
Delinquent Property Taxes	4	0	0	0
TIF Revenues	5	0	0	0
Other City Taxes	6	755,602	876,000	780,208
Licenses & Permits	7	7,575	8,000	3,220
Use of Money and Property	8	9,100	27,000	54,093
Intergovernmental	9	1,227,798	1,410,662	836,445
Charges for Fees & Service	10	979,320	977,820	872,727
Special Assessments	11	0	0	0
Miscellaneous	12	800	0	199,430
Other Financing Sources	13	0	40,000	0
Transfers In	14	3,118,500	1,908,835	1,118,900
Total Revenues and Other Sources	15	7,017,031	6,148,707	4,810,497
Expenditures & Other Financing Uses				
Public Safety	16	911,358	329,290	289,360
Public Works	17	236,277	199,380	225,431
Health and Social Services	18	0	0	0
Culture and Recreation	19	224,548	205,776	203,746
Community and Economic Development	20	72,050	48,750	25,422
General Government	21	393,990	300,984	303,443
Debt Service	22	0	224,200	224,200
Capital Projects	23	3,377,335	1,000,000	1,194,550
Total Government Activities Expenditures	24	5,215,558	2,308,380	2,466,152
Business Type / Enterprises	25	828,231	775,000	735,538
Total ALL Expenditures	26	6,043,789	3,083,380	3,201,690
Transfers Out	27	3,118,500	1,908,835	1,118,900
Total ALL Expenditures/Transfers Out	28	9,162,289	4,992,215	4,320,590
Excess Revenues & Other Sources Over (Under) Expenditures/Transfers Out	29	-2,145,258	1,156,492	489,907
Beginning Fund Balance July 1	30	4,956,372	3,799,880	3,309,973
Ending Fund Balance June 30	31	2,811,114	4,956,372	3,799,880

Publish: News 3-9.22

RESOLUTION #20220307-03

RESOLUTION TO APPROVE ESTIMATE FOR REPAIR OF DOWNTOWN STREETSCAPE

WHEREAS, on the 7th day of March, 2022 the City of Riverside reviewed estimate for repair, cleaning, and sealing of wall in downtown streetscape,

THEREFORE, be it resolved by the City of Riverside City Council, does hereby approve the estimate of streetscape wall from Yoder Masonry at a price of $10,625.00

.

IT WAS MOVED BY Councilperson _____, seconded by Councilperson _____, to approve the foregoing resolution.

Roll Call: Sexton, McGuire, Schneider, Kiene, Mills

Ayes:

Nays:

Absents:

PASSED AND APPROVED by the City Council of Riverside, Iowa and approved this 22nd day of February, 2022

Signed:_____ Date: _____
Allen Schneider, Mayor

Attest : _____ Date: _____
Becky LaRoche, City Clerk

LARRY YODER MASONRY, INC.
1380 Riverside Rd
Riverside, IA 52327
319-499-1214
aschlichte@yodermasonryinc.com
www.yodermasonryinc.com

Estimate

ADDRESS
City of Riverside 60 N. Greene St. Box 188 Ia Riverside, IA 52327

ESTIMATE #	DATE	
1121	08/31/2021	

JOB NAME
street scape masonry repair

DATE	ACTIVITY	DESCRIPTION	QTY	RATE	AMOUNT
	BID	Labor and materials to repair cracks and clean and seal all masonry on downtown street scape.	1	10,625.00	10,625.00

SEE SCOPE SHEET FOR INCLUDES AND EXCLUDES. SCOPE SHEET TO BE PART OF CONTRACT.

TOTAL **$10,625.00**

EXTRA LABOR RATES ARE:
BRICKLAYERS: $60.00 PER HOUR
LABORERS: $45.00 PER HOUR

Material prices are subject to change without prior notice due to market fluctuations, fuel prices and/or unforeseen economic circumstances.

Accepted By

Accepted Date

CITY OF RIVERSIDE, IOWA
RESOLUTION #20220307-04

A RESOLUTION OF THE CITY COUNCIL OF THE CITY OF RIVERSIDE, IOWA APPROVING THE APPLICATION(S) FOR THE PURPOSE OF RECEIVING BENEFITS FROM THE WASHINGTON COUNTY RIVERBOAT FOUNDATION.

WHERAS, the Washington County Riverboat Foundation has grant funds available that target Community Development and Beautification, Economic Development, Arts and Education, Human and Social Needs, and

WHEREAS, the Washington County Riverboat Foundation has a grant application cycle that ends March 10, 2022, and

WHEREAS, the City of Riverside is supportive of these targets for improvements to the community and County, and

WHEREAS, one or more applications from the City of Riverside and/or from organizations with projects that will take place on municipal property, will be submitted to the Washington County Riverboat Foundation by the March 10, 2022, deadline,

NOW THEREFORE BE IT RESOLVED by the City Council of the City of Riverside, Iowa that the City of Riverside authorizes the following grant applications to be submitted to the Washington County Riverboat Foundation for the Spring, 2022 application cycle:

1. City of Riverside Railroad Park Project $206,103.73

Moved by _____, second by _____, to pass the foregoing resolution.

Roll Call: Sexton, McGuire, Schneider, Kiene, Mills

Ayes:

Nays:

Abstain:

Absent:

Passed and approved by the City Council of Riverside, Iowa, this 7th day of March 2022.

_____
Mayor, Allen Schneider

ATTEST: _____
City Clerk, Becky LaRoche

Railroad Park Project

2022 Spring Grant Cycle

City of Riverside

Ms Christine Yancey
60 N Greene St
PO Box 188
Riverside, IA 52327

cityadmin@riversideiowa.gov
O: 319-648-3501
M: 319-930-8440

Ms Christine Yancey

60 N Greene St
PO Box 188
Riverside, IA 52327

cityadmin@riversideiowa.gov
O: 319-648-3501
M: 319-930-8440

Application Form

General Information

Please click the "Public Profile" button on your dashboard to verify that you have claimed your GuideStar profile. If you have not claimed your GuideStar profile, please go to GuideStar.org to update your information.

Please note, if you are NOT a government entity, you MUST have a GuideStar profile to be eligible for funding.

Government organizations do not need a GuideStar profile.

Type of Organization*

City Government

Project Name*

The name of the project is attached to each and every form within your process. This is the "identifier" for the request.

Railroad Park Project

Project Description*

Provide a brief description of the project.

The Riverside City Council made the decision to give Railroad Park a much needed facelift. Park enhancements will involve removal of the current sand surface and replace it with a soft fall surface for the playground, which will include a delta shield in it's design. Two handicap accessible swings and a ten spin will be added, together with increased handicap accessibility with the addition of sidewalks and parking stalls. A walking trail is being added around the perimeter of the park complete with signage to show distance walked, and will be in close proximity to the existing trail and the Senior Village. The current drainage ditch will be turned into a beautiful rain garden to better capture and filter water run off from Hwy 22. As the statue of James T. Kirk is located in Railroad Park, additional sidewalks will be added to allow easier access to the statue. Additional lighting was added last year to the park, and the Delta Shield will be added in the near future once it has been refurbished. The purple martin houses will be moved to another section of the park to allow for more walkability.

Amount Requested*

$206,103.73

Do you have matching funds available?*

Yes

Total Project Budget*

$586,427.46

Mission Statement*

Upload the mission statment of your organization.

Mission Statement.pdf

Board of Directors*

Type or attach a list of your organization's governing board. Indicate the officers.

Allen Schneider, Mayor
Tom Sexton, City Council
Edgar McGuire, City Council
Lois Schneider, City Council
Kevin Kiene, City Council
Kevin Mills, City Council

Financial Information

General Project Budget*

Application Budget template

Click on the Application Budget template. Open in Excel. Complete with work elements (expenses) and matching funds for your project. The WCRF Grant Request column is for the amount of the project that you are asking us to fund. When you fill in the columns, the totals including the percentage of matching funds, will automatically be calculated.
When you have the budget template completed and saved to your computer you can upload it to this application question.

NOTE: Capital expenses include construction or remodeling costs. Equipment expenses include machinery, tools, vehicles and appliances that are likely to remain in use for more than one year. Supplies refers to items which are consumable.The WCRF does not normally fund personnel expenses (except for outside contracted services for specific projects). Personnel expenses include salaries and benefits for employees.

Spring 2022 WCRF Grant Budget.pdf

In Kind Contributions

List of "in kind" non-cash contributions, if any. Include **donated** time, labor, materials, etc. Note that these "in kind" contributions should not be included in the matching funds or in the Total Cost of the project.

Partial Grant Consideration*

How will the project be affected if it receives less funding from WCRF or from other anticipated funding sources? For example, will the project be downsized, will the organization increase its own funding to make up the difference, would the project be canceled, would a plan to raise more private donations be implemented, etc?

If the project is not funded, it will still be completed, however, it will require using funds from placed in reserve for another large project, using the reserves will affect how much is completed on the 3rd Street Project.

Matching Funds

Matching Funds*

While not required, matching funds will improve your chance of being funded.

$308,324.00

Matching Funds - Confirmed*

List the name of the funder and amount confirmed.

Example:
1. *ABC Foundation- $5,000*
2. *XYZ Bank- $10,000*
3. *State Grant - $2,500*

City of Riverside-$308,324.00

Documentation of Matching Funds*

Please combine all letters confirming the matching funds listed above and upload as one document here.

*Tip: If you have more than one digital document provided by funders, you may want to print all documents, stack and scan them as one multi-page document.

PDF

Supporting Documents

Resolution authorizing submission*

If you are a public school, city, or county government, *(or doing your project on school or government property)* please submit a resolution from the governmental body authorizing your application. Use our form and fill in with the correct dates as well as the city, county or school information. It must be signed by the authorized authorities for your organization before the grant deadline date.
City Resolution
County Resolution
School Resolution

pdf or word doc

Additional Supporting Document

Additional Documentation Supporting the Application

Please add any additional information you want us to consider. Combine all documents into one file before uploading.

Railroad Park Improvements Design.pdf

I have attached the concept site plan and engineers plan for your review. As you can see, this project will greatly enhance Railroad Park and provide easier access for all. The park is a focal point entrance to the Riverside community, and will be used on a daily basis for exercise and enjoyment for the young and old alike.

Project Information

Special Interest Areas*

Learn more about our Special Interest Areas here.
Pick your foundation's area of focus. The applicant will select the special interest area that their project addresses. Examples below.

Human and Social Needs

Special Interest Areas - Explained*

Briefly explain how the project will address the Foundation's interest category you chose.

The Railroad Park fits two categories: Community Development and Beautification, and Human and Social Needs. The main reason the project was designed was to provide greater handicap accessibility to the park and add handicap accessible equipment with a soft fall surface. As the project progressed more sidewalks were added to provide handicap accessibility to all areas of the park including shelters and the James T. Kirk Statue.

Project Start Date*

When will or when did the project begin?
Please Note: 2022 Spring Grant Awards will be announced in May.

04/15/2022

Projected End Date*

Projected end date.
Projects that are awarded a grant will have **12 months** (from date of grant award) **to be completed.**

09/15/2022

Project Goals*

What are you hoping to achieve? List 3-5 goals you have for this project. List in bullet points or numbers.
Example:

- To provide playground equipment in our neighborhood
- To provide handicapped children access to safe playground equipment
- To encourage new families to move into our neighborhood

Washington County Impact

Explain how this project will benefit residents of Washington County.

Impact of Funding*
Please tell us the number of persons or participants that will be impacted by your project.

Primary Geographic Area Served*
Which Iowa county is the **Primary County** that will be served by your project. ONE COUNTY ONLY

Additional Geographic Areas Served*
List the additional counties that your project will serve. **Do not re-list the primary county** you listed in the question above.

Other Community Foundations in Iowa*
If your organization is **NOT located in Washington County,** please note that there is a **Community Foundation in your county** that receives over $130,000 annually in gaming funds through Iowa's County Endowment Fund Program to distribute as grants and build an endowment. Learn more about this program here.

Signatures

Recognition of WCRF*
Explain how the Washington County Riverboat Foundation will be recognized by your organization for contributing to the project.

If awarded a grant, the city of Riverside will be installing a plaque to recognize Washington County Riverboat Foundation as a contributor. The plaque will be installed on one of the current buildings in an easily visible location.

Alternate Contact Name*
Becky LaRoche

Alternate Contact email*
Please add an alternate contact person in the case that the primary contact cannot be reached.

cityclerk@riversideiowa.gov

Alternate Contact phone number*
Please add an alternate contact phone number in the case that the primary contact cannot be reached.

319-648-3501

Affirmation*
I hereby affirm that this application has been approved by its governing body. All data in this application are correct and true. If awarded funds by the WCRF, the Applicant will comply with WCRF guidelines and grant agreement.

I agree

Digital Signature*
Enter your full, legal name.

File Attachment Summary

Applicant File Uploads

- Mission Statement.pdf
- Spring 2022 WCRF Grant Budget.pdf
- Railroad Park Improvements Design.pdf

The mission of the City of Riverside is to provide a healthy, wholesome place to work, play, and live. This would include but not be limited to healthy drinking water, state of the art sanitary disposal, paved streets, and safe and inclusive parks and trails for all to enjoy.

	A	B	C	D	E	F
1	**Work Element**	**Confirmed Source of Matching Funds**	**WCRF Grant Request**	**Matching Fund $ Amount**	**Project Total**	**Total Matching %**
2	Miscellaneous expenses	City of Riverside	$79,960	$3,160	$83,120	
3	Pavement/sidewalks	City of Riverside	$88,688	$76,533	$165,222	
4	Playground	City of Riverside	$86,435	$86,435	$172,869	
5	Project Prep	City of Riverside	$31,747	$22,207	$53,954	
6	Storm Sewer	City of Riverside	$79,885	$4,160	$84,045	
7	Rain Garden	City of Riverside	$13,609	$13,609	$27,218	
8			$0	$0	$0	
9			$0	$0	$0	
10			$0	$0	$0	
11			$0	$0	$0	
12			$0	$0	$0	
13			$0	$0	$0	
14			$0	$0	$0	
15			$0	$0	$0	
16			$0	$0	$0	
17		**Total**	$380,324	$206,104	$586,427	35%

Railroad Park Project

Misc -
Pavement/sidewalk
Playground
Project Prep
Raingarden
Storm sewer

Work Element	Matching Fund Source	Matching Fund $ Amount	WCRF Funding Request	Total
Mobilization	City of Riverside	$ 18,000.00		$ 18,000.00
Pavement Removal	City of Riverside	$ 12,155.00		$ 12,155.00
Play Sand Removal	City of Riverside	$ 2,587.50	$ 2,587.50	$ 5,175.00
Relocate Bird Houses/Benches	City of Riverside	$ 700.00	$ 700.00	$ 1,400.00
Topsoil-Strip, stockpile/respread	City of Riverside	$ 6,647.00	$ 6,647.00	$ 13,294.00
Earthwork	City of Riverside	$ 13,260.00	$ 13,260.00	$ 26,520.00
Rain Garden Soild Mix	City of Riverside	$ 6,100.00	$ 6,100.00	$ 12,200.00
Storm Sewer-18" RCP	City of Riverside	$ 3,200.00		$ 3,200.00
Storm Sewer-12" RCP	City of Riverside	$ 13,338.00		$ 13,338.00
Storm Sewer-12" CMP	City of Riverside	$ 2,850.00		$ 2,850.00
Storm Sewer-8" HDPE	City of Riverside	$ 1,288.00		$ 1,288.00
Storm Sewer-23" x 14"	City of Riverside	$ 17,464.00		$ 17,464.00
Subdrain-playground surface	City of Riverside	$ 3,360.00	$ 3,360.00	$ 6,720.00
Subdrain-6" roadway	City of Riverside	$ 10,773.00		$ 10,773.00
Storm Intakes-SW-501	City of Riverside	$ 8,000.00		$ 8,000.00
Storm Intakes, SW-512	City of Riverside	$ 3,400.00		$ 3,400.00
Storm Intakes, SW-505	City of Riverside	$ 6,000.00		$ 6,000.00
Storm structures, 18"	City of Riverside	$ 1,800.00		$ 1,800.00
Storm structures, 12"	City of Riverside	$ 3,000.00		$ 3,000.00
Storm structures, 8"	City of Riverside	$ 1,500.00		$ 1,500.00
Rip rap	City of Riverside	$ 5,760.00		$ 5,760.00
Water valve adjustments	City of Riverside	$ 500.00		$ 500.00
Double reinforced pavement	City of Riverside	$ 6,195.00	$ 6,195.00	$ 12,390.00
Paving-Hickory St	City of Riverside	$ 14,001.33	$ 14,001.33	$ 28,002.66
Paving - parking	City of Riverside	$ 20,329.40	$ 20,329.40	$ 40,658.80
Subbase	City of Riverside	$ 8,675.25	$ 8,675.25	$ 17,350.50
Paving-4" sidewalk	City of Riverside	$ 26,582.50	$ 26,582.50	$ 53,165.00
Driveways-gravel	City of Riverside	$ 600.00		$ 600.00
Pavement markings	City of Riverside	$ 750.00	$ 750.00	$ 1,500.00
Playground Surfacing	City of Riverside	$ 79,704.00	$ 79,704.00	$ 159,408.00
Playground Equipment-Installation	City of Riverside	$ 1,500.00	$ 1,500.00	$ 3,000.00

Work Element	Matching Fund Source	Matching Fund $ Amount	WCRF Funding Request	Total
Connect to existing storm sewer	City of Riverside	$ 1,000.00		$ 1,000.00
Subdrain cleanouts	City of Riverside	$ 800.00	$ 800.00	$ 1,600.00
Playground Equipment Purchase	City of Riverside	$ 2,643.00	$ 2,643.00	$ 5,286.00
Tree removal	City of Riverside	$ 1,600.00	$ 1,600.00	$ 3,200.00
Engineering	City of Riverside	$ 57,700.00		$ 57,700.00
TOTAL		$ 380,323.73	$ 206,103.73	$ 586,427.46

The entire project also includes widening of Hickory Street adjacent to the park with a total cost including engineering and tree removal of $586,427.46. The City of Riverside is asking for 35% of the entire project.



AXIOM CONSULTANTS

Railroad Park - Riverside, Iowa
Concept Site Plan

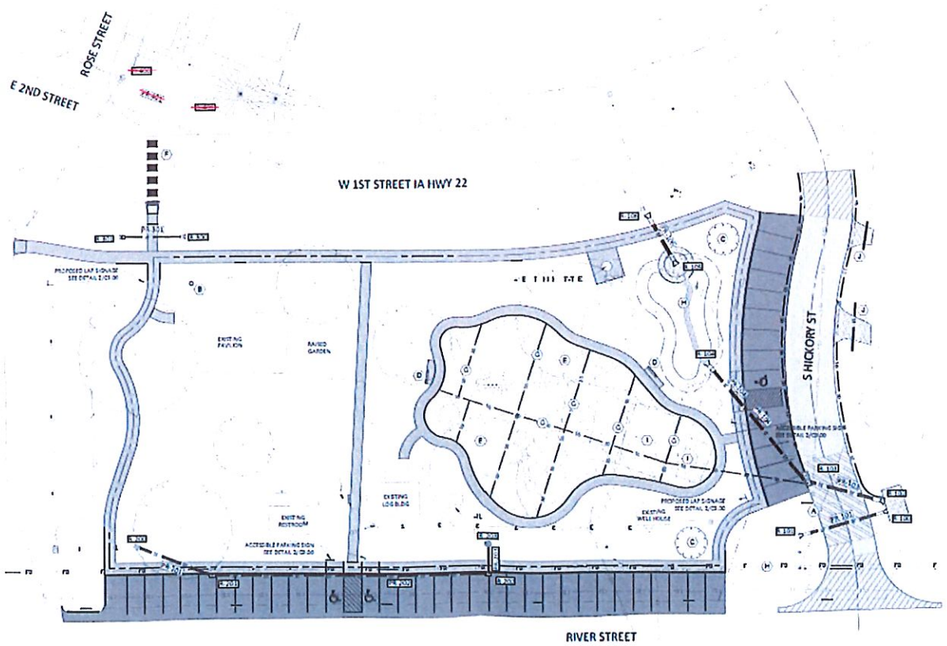

RESOLUTION #20220307-05

WAIVE THE RIGHT TO REVIEW THE PLAT OF SURVEY AUDITOR PARCEL H, PART OF THE SOUTHWEST ¼ OF THE NORTHWEST FRACTIONAL ¼ OF SECTION 30-77-6 IN WASHINGTON COUNTY, IOWA

WHERAS, the City of Riverside has the right under Iowa Law and City ordinance to review the Plat of the above referenced parcel as it is located within the two-mile radius of Riverside.

NOW THEFORE BE IT RESOLVED, the City Council of Riverside does hereby waive their right to review the Plat of Survey of Dennis and Rene Arps and allow Washington county to perform this task.

MOVED BY Councilperson _____, second by Councilperson _____to approve the foregoing resolution.

Roll Call: Sexton, McGuire, Schneider, Kiene, Mills

Ayes:

Nays:

Abstains:

PASSED AND APPROVED by City Council of Riverside, Iowa, on this 7th day of March, 2022

Signed: _____ Date: _____
Allen Schneider, Mayor

Attest: _____ Date: _____
Becky LaRoche, City Clerk

Beacon™ Washington County, IA

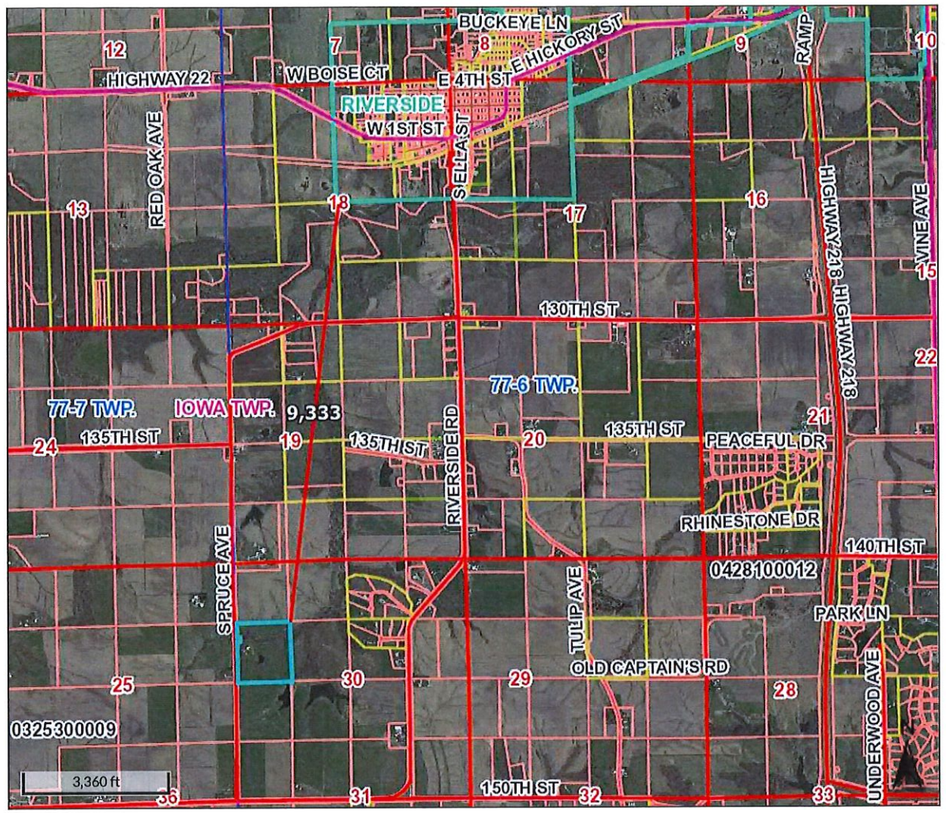

Overview

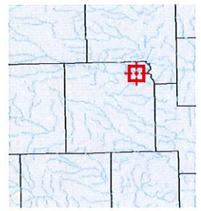

Legend

- Political Township
- Geographic Township
- Corporation
- Sections
- Subdivisions
- Parcels
- Road Centerline
- Road Grading
- Street Strip Maps

Parcel ID	0430100003	**Class**	AD	**Owner Address**	ARPS, DENNIS C. & RENE D. S.-A.
Sec/Twp/Rng	30-77-06	**Acreage**	35.15		1450 SPRUCE AVE
Property Address	1450 SPRUCE AVE				RIVERSIDE, IA 52327
	RIVERSIDE				
District	IWTHG				
Brief Tax Description	30 77 06 SW1/4 NW1/4				
	(Note: Not to be used on legal documents)				

Date created: 2/28/2022
Last Data Uploaded: 2/28/2022 2:47:22 AM

Developed by Schneider GEOSPATIAL

Y:\2022 SURVEYS\227030 Arps, Rene\DRAWING\227030.DWG, 2/28/2022 3:42:27 PM, DWG To PDF.pc3

LOCATION: PART - SW 1/4 - NW FRAC 1/4 SECTION 30-77-6

REQUESTOR: RENE ARPS
PROPRIETOR: DENNIS C. & RENE D. ARPS
SURVEYOR: ANTHONY D. FREDERICK, PLS #21103
COMPANY: HART-FREDERICK CONSULTANTS P.C.
510 STATE ST. PO BOX 560 TIFFIN, IA 52340
RETURN TO: tfrederick@hart-frederick.com (319) 545-7215

INDEX LEGEND

HART-FREDERICK CONSULTANTS P.C.
510 State Street P.O. Box 560 TIFFIN, IOWA 52340-0560 Phone: (319) 545-7215

I hereby certify that this land surveying document was prepared and the related survey work was performed by me or under my direct personal supervision and that I am a duly licensed Professional Land Surveyor under the laws of the State of Iowa.

Anthony D. Frederick, P.L.S.
Iowa License Number: 21103
My license renewal date is December 31, 2023.
Pages covered by this seal: THIS SHEET ONLY

Date

PROFESSIONAL LAND SURVEYOR ANTHONY D. FREDERICK 21103 IOWA

MEETS SUBDIVISION ORDINANCE REQUIREMENTS

_____DATE_____

WASHINGTON COUNTY SUBDIVISION COORDINATOR

NORTHWEST CORNER
SECTION 30-77-6
SET 5/8" REBAR W/OPC #21103
CORNER DESTROYED DURING COUNTY
PROJECT L-A-302 SPRUCE AVE GRADING COORDINATES FROM CO ENG

NORTHWEST CORNER
- SW 1/4 - NW FRAC 1/4
SECTION 30-77-6
SET 5/8" REBAR W/OPC #21103
AT SPLIT DISTANCE

NORTHEAST CORNER
- SW 1/4 - NW FRAC 1/4
SECTION 30-77-6
SET 5/8" REBAR W/OPC #21103
PER FENCE EVIDENCE

18.102 CH (GLO CALC)
N 88°22'48" E 1210.79' NORTH LINE - SW 1/4 - NW FRAC 1/4
1177.79'

1319.28'

33.00'

N 01°00'37" W 2638.57'(COUNTY)

S 01°00'37" E 306.21'

359.27'

LEGEND
- GOVERNMENT CORNER
- SET 5/8" REBAR W/OPC #21103
- POINT NOT SET
- PROPERTY/BOUNDARY LINES
- RIGHT-OF-WAY LINES
- SECTION LINES

N
W E
S
0 100 200
Scale: 1" = 100'

AUDITOR PARCEL H
9.93 ACRES TOTAL
-0.35 ACRE ROW

S 01°26'43" E 1323.68'

407.58'

SET WITNESS PIN
20.00' NORTH OF
N 80°40'57" W
55.00'

S 88°59'23" W
67.00'

S 88°15'24" W
100.00'

P.O.B.

S 2.13'
S 01°00'37" E
47.87'

67.00'
S 88°59'23" W

EASEMENT FOR PUBLIC HIGHWAY
INST# 2020-1491

S 53°50'29" W
71.00'

105.00'
N 89°49'48" W

N 75°03'24" W
96.00'

59.00'
S 63°18'46" W

84.00'
N 35°21'55" W

SW 1/4 - NW FRAC 1/4
REMAINING
26.95 ACRES TOTAL
-0.80 ACRE ROW

S 82°09'05" W 204.00'

89.00'
N 64°23'44" W

S 41°03'59" W
62.00'

90.00'
N 88°16'13" W

S 36°35'52" W
59.00'

58.00'
S 82°20'03" W

N 84°20'17" W
160.00'

58.00'
N 27°45'52" W

7.00'
S 57°24'30" W

AUDITOR PARCEL H

AUDITOR PARCEL H IS A PART OF THE SOUTHWEST 1/4 OF THE NORTHWEST FRACTIONAL 1/4 OF SECTION 30, TOWNSHIP 77 NORTH, RANGE 6 WEST OF THE 5TH P.M., WASHINGTON COUNTY, IOWA AND IS MORE PARTICULARLY DESCRIBED AS FOLLOWS.

COMMENCING AT THE WEST 1/4 CORNER OF SECTION 30, TOWNSHIP 77 NORTH, RANGE 6 WEST; THENCE N 01°00'37" W ALONG THE WEST LINE OF THE NORTHWEST FRACTIONAL 1/4, A DISTANCE OF 960.02 FEET TO THE POINT OF BEGINNING; THENCE CONTINUING N 01°00'37" W ALONG SAID WEST LINE, A DISTANCE OF 359.27 FEET TO THE NORTHWEST CORNER OF THE SOUTHWEST 1/4 OF THE NORTHWEST FRACTIONAL 1/4; THENCE N 88°22'48" E ALONG THE NORTH LINE OF THE SOUTHWEST 1/4 OF THE NORTHWEST FRACTIONAL 1/4, A DISTANCE OF 1210.79 FEET TO THE NORTHEAST CORNER OF THE SOUTHWEST 1/4 OF THE NORTHWEST FRACTIONAL 1/4; THENCE S 01°26'43" E ALONG THE EAST LINE OF THE SOUTHWEST 1/4 OF THE NORTHWEST FRACTIONAL 1/4, A DISTANCE OF 407.58 FEET; THENCE S 57°24'30" W, A DISTANCE OF 7.00 FEET; THENCE N 80°40'57" W, A DISTANCE OF 55.00 FEET; THENCE N 27°45'52" W, A DISTANCE OF 58.00 FEET; THENCE N 84°20'17" W, A DISTANCE OF 160.00 FEET; THENCE S 82°20'03" W, A DISTANCE OF 58.00 FEET; THENCE S 36°35'52" W, A DISTANCE OF 59.00 FEET; THENCE N 88°16'13" W, A DISTANCE OF 90.00 FEET; THENCE S 41°03'59" W, A DISTANCE OF 62.00 FEET; THENCE N 64°23'44" W, A DISTANCE OF 89.00 FEET; THENCE S 82°09'05" W, A DISTANCE OF 204.00 FEET; THENCE N 35°21'55" W, A DISTANCE OF 94.00 FEET; THENCE N 75°03'24" W, A DISTANCE OF 96.00 FEET; THENCE N 89°49'48" W, A DISTANCE OF 105.00 FEET; THENCE S 53°50'29" W, A DISTANCE OF 71.00 FEET; THENCE S 63°18'46" W, A DISTANCE OF 59.00 FEET; THENCE S 88°15'24" W, A DISTANCE OF 100.00 FEET TO THE POINT OF BEGINNING, CONTAINING 9.93 ACRES OF WHICH 0.35 ACRE IS EXISTING COUNTY ROAD RIGHT OF WAY AND BEING SUBJECT TO ALL EASEMENTS AND RESTRICTIONS OF RECORD.

SPRUCE AVE.

960.02'

S 01°00'37" E 913.20'

33.00'

WEST LINE - NW FRAC 1/4

EAST LINE SW 1/4 - NW FRAC 1/4

916.10'

WEST 1/4 CORNER
SECTION 30-77-6
SET 5/8" REBAR W/OPC #21103
CORNER DESTROYED DURING
COUNTY PROJECT L-A-302 SPRUCE
AVE GRADING
COORDINATES FROM CO ENG

SOUTHEAST CORNER
- SW 1/4 - NW FRAC 1/4
SECTION 30-77-6
SET 5/8" REBAR W/OPC #21103
PER FENCE EVIDENCE

1220.80'

S 88°35'21" W 1220.80'
18.205 CH (GLO CALC)

PLAT OF SURVEY
AUDITOR PARCEL H
PART - SW 1/4 - NW FRAC 1/4
SECTION 30-77-6
WASHINGTON COUNTY, IOWA

BASIS OF BEARING
IOWA RTN SOUTH

DATE:	2/22
DRN:	ADF
FLD BK:	GPS
PROJ. NO:	227030

RESOLUTION #20220307-06

RESOLUTION APPROVING PURCHASE OF TRACTOR/LOADER FOR THE CITY OF RIVERSIDE, IOWA

WHEREAS, the City of Riverside City Council acknowledges the need for a new tractor/loader for the maintenance department,

WHEREAS, the City of Riverside, Iowa, City Council has reviewed the bids for the new tractor/loader per the City of Riverside, Iowa, Purchasing Policy, and has determined the requirements have been met,

THEREFORE, BE IT RESOLVED, the City of Riverside City Council approves the purchase of a _____ tractor/loader, at a cost of _____.

It was moved by Councilperson _____, seconded by Councilperson _____ to approve the foregoing resolution.

Roll Call: Sexton, McGuire, Schneider, Kiene, Mills

Ayes:

Nays:

Absents:

PASSED AND APPROVED by City Council of Riverside, Iowa, on this _____ day of February 2022.

Signed: _____ Date_____

Allen Schneider, Mayor

Attest: _____ Date_____

Becky LaRoche, City Clerk

Tractor/Loader Bids 2022

Vendor	Tractor	HP	Loader lift capacity	3 PT Capacity	Weight	Warranty	Price	Delivery
Sinclair Tractor-Kalona	JD 5075M	75 No DEF	3,682#	4,793#	10,690#	3 yr-1500 hr	$ 70,517.69	11/22
						4 yr-1500 ($1,250) Power train		
Sinclair Tractor-Kalona	JD 5090M	90 w/DEF	3,682#	5,685#	11,705#	3 yr-1500 hr	$ 75,567.88	11/22
						4 yr-1500 ($1,250) Power train		
JJ Nichting-West Liberty	Farmall 75C	75 No/DEF	3,461#	3,962#	7,703#	2 yr-2000 hr full	$ 49,500.00	7/15/2022
						4 yr-1200 power train		
JJ Nichting-West Liberty	Farmall 95A	97 w/DEF	3,320#	5,025#	9,380#	2 yr 2000 hr full	$ 49,500.00	7/15/2022
						4 yr-1200 power train		
Schnoebelen	Deutz 5080D	80 No/DEF	4,069#	5,500#	8,500#	2 yr 2000 hr	$ 41,435.00	7/1/2022
Schnoebelen	TYM T754	75 No/DEF	3,278#	5,155#	7,940#	2 yr 2000 hr	$ 32,680.00	7/1/2022
						5 yr power train		

WASHINGTON COUNTY SHERIFF - RIVERSIDE CALL COUNT - JANUARY

CALL TYPE	2022	2021	2020	2019	2018	TOTAL
ALARM						
ALL OTHER OFFENSES	2	1	2	2	2	9
ANIMAL COMPLAINT	1	1		2	1	5
ARSON						0
ASSAULT	1	2			3	6
ASSIST OTHER AGENCY						0
BARKING DOG						0
BURGLARY	1	1	1	1	1	5
CIVIL DISPUTE			1			1
CIVIL STANDBY		1				1
COURT ORDER VIOLATION	1					1
CURFEW-LOITERING	1					1
DISABLE VEHICLES				3		3
DISODERLY CONDUCT	1	1		1	1	4
DP&Q		1	1			2
DRUG VIOLATION		4				4
EXTRA PATROL						0
FAMILY OFFENSE N/V						0
FIRE CALLS						0
FRAUD/FORGERY		2		1		3
HANG UP 911 CALLS	1			1		2
HARASSMENT					1	1
ILLEGAL DUMPING				2		2
INTOXICATED DRIVER						0
LIQUOR VIOLATIONS						0
LOITERING-VAGRANCY						0
MEDICAL CALL						0
MENTAL SUBJECT	4					4
MISSING PERSON						0
PROPERTY-RECOVERED		1				1
PUBLIC INTOX	1	1		1		3
PUBLIC SERVICE	1	1				2
SEARCH WARRANT						0
SEX OFFENDER-CHECK	4	3				7
SEXUAL ASSAULT						0
STOLEN PROPERTY						0

WASHINGTON COUNTY SHERIFF - RIVERSIDE CALL COUNT - JANUARY

SUICIDE				1		1
SUSPICIOUS ACTIVITY	2	2			1	5
THEFT-MOTOR VEHICLE	1	1	1			3
THEFT-OTHER	6	6	2	1		15
THEFT-SHOPLIFTING		1				1
TOBACCO VIOLATIONS						0
TRAFFIC -ACCIDENT	2	6	3	3		14
TRAFFIC STOP	5	22	15	11	6	59
TRAFFIC STOP-INTOXICATED	2	1				3
TRAFFIC STOP-SERIOUS	1	4		1	1	7
TRAFFIC - DEBRIS						0
TRAFIC-DISABLED V	1	4				5
TRAFIC-DRIVE COMPLAINT						0
TRAFIC-PARKING		2				2
TRESPASS		1		1		2
VANDALISM						0
VEHICLE UNLOCK	3	4				7
WARRANT ARREST	1		1	1	1	4
WEAPONS VIOLATION						0
WEATHER RELATED						0
WELFARE CHECK	2	1		1	1	5
TOTAL	45	75	27	34	19	200
200						